

液压软管

HYDRAULIC HOSE



始于2003年，利通科技专注于高分子材料共混，高分子材料改性、液压软管、石油钻采软管、压裂软管、橡塑复合软管、超高压树脂软管、流体连接件、软硬管总成及橡塑密封制品的生产、研发与销售，是一家提供流体输送高效解决方案、高分子材料共混物高性能解决方案、页岩油气增产酸化压裂管路高效输送解决方案、超高压水射流管路输送解决方案、汽车空调管路系统解决方案、氢气加注管路系统解决方案的国家级高新技术企业。稳定的产品质量及良好的口碑为其连续多年赢得中国橡胶工业协会胶管胶带分会颁发的“胶管行业十强企业”荣誉称号。2021年11月15日，利通科技（股票代码：832225）成为北京证券交易所第一批上市企业，迈向全新的发展阶段。

利通科技现拥有高速编织机50台，钢丝缠绕机35台，工业软管成型生产线8条，流体连接件加工设备200余台，全自动混炼胶生产线3条，混炼胶加工能力2.5万吨，各类软管年产能5000万米，橡胶密封件及其相关制品年产能2000万件。

着眼于流体技术领域，利通科技以“低弯曲、高压力、长寿命、多功能”作为产品创新迭代的重点。主要产品包括各类高、中、低压**液压软管**、兼具耐磨、耐腐蚀、耐老化、大口径等特性的**橡塑复合软管**、获多方国际认证的超高压、等通径的**石油钻采压裂软管**、以高效、安全为主要特点的**超高压树脂软管**、应用范围广阔的高、中、低压**树脂软管**、**氢气加注软管**、**汽车空调软管**、**流体连接件与软硬管总成**，以及品种性能多样的**混炼胶**、**改性树脂**、**高温TPV**和**橡塑密封制品**等。产品广泛应用于工程机械、农用机械、石油钻采、建筑、清洗、水射流、钢铁、化工、能源、矿山、轨道交通、船舶制造、食品医药等领域。

利通科技先后通过的产品认证包括**安标（MA·KA）**、**MSHA**、**美国石油协会API产品认证**、**美国船级社ABS型式认可**、**挪威船级社DNV型式认可**、**俄罗斯GOST石油认证**、**劳氏防火认证**等，已通过的管理体系认证包括**质量管理体系（符合GB/T 19001-2016/ISO 9001:2015）**、**武器装备质量管理体系（符合GJB 9001C-2017）**、**石油天然气行业制造类组织的质量管理体系（符合API Specification Q1）**、**汽车质量管理体系（符合IATF 16949:2016）**、**环境管理体系（符合GB/T 24001-2016/ISO 14001:2015）**、**职业健康安全管理体系（符合GB/T 45001-2020/ISO 45001:2018）**、**两化融合管理体系（GB/T 23001-2017）**等。利通科技检测中心自2016年起获CNAS认可，设有脉冲试验室、爆破试验室、耐火试验室、盐雾试验室等二十多个试验室，检测结果被认定具有客观性、准确性及权威性。利通橡塑技术产业创新研究院下设**液压软管研究所**、**工业软管研究所**、**高性能聚合物材料研究所**、**超高压管路系统研究所**、**密封技术研究所**、**金属连接件研究所**、**汽车橡塑制品研究所**和产品中试基地，为推动专、精、特、新项目发展和解决行业“卡脖子”难题夯实根基。

自成立以来，利通科技始终坚持“**诚信为本，用户第一**”的核心价值观，坚定不移的推进“**独创引领，育才优先，植根精益，勇攀巅峰**”的发展战略，紧紧围绕流体技术上下游产业链开展高分子材料共混改性、高温TPV、液压橡塑软管、石油钻采压裂软管、物料输送多功能软管、化学品输送软管、超高压树脂软管、氢气加注软管、汽车空调软管、食品医药软管、流体连接件、橡塑密封制品等的技术研发与制造，以绿色发展为己任，以新能源、新材料、新技术创新引领行业高质量发展，服务于全球装备智能制造，为“成为全球流体技术产业领航者”的伟大目标而奋斗。



Established in 2003, Letone is an industry-recognized high-quality rubber hose manufacture and service company, which devotes to the production, R&D, and sale of polymer alloys, modified polymer materials, hydraulic hoses, petroleum drilling hoses, frac hoses, rubber-plastic composite hoses, ultra-high pressure thermoplastic hoses, fittings, hose assemblies, and rubber-plastic seals. As a high-efficiency fluid transfer solutions provider, Letone offers high-performance polymer alloy solutions, shale oil and gas frac solutions, ultra-high pressure water jetting solutions, air conditioning fluid transfer solutions, and hydrogen fueling system solutions to the clients. Thanks to its stable quality and good reputation in the market, Letone has won the “Top Ten Rubber Hose Enterprises in China” issued by the China Rubber Industry Association Rubber & Belt Branch for many consecutive years. On 15th Nov. 2021, Letone (Stock Code: 832225) is listing on the Beijing Stock Exchange.

Letone now has 50 high-speed steel wire braiders, 35 steel wire spiral machines, 8 industrial hose forming machines, 200 CNC lathes, and 3 automatic rubber compound production lines service in-house. Meanwhile, Letone is capable to produce rubber compounds 25,000 tons, varies hoses 50 million meters, and rubber seals and other rubber products 20 million pieces annually.

Focusing on the fluid technology industry, Letone takes “**tight bend radius, high pressure, long service life, multipurpose**” as the keynotes of product innovation. Its main products include various high, medium, and low-pressure **hydraulic hoses**, abrasion, corrosion-resistant, anti-aging, big size **rubber-plastic composite hoses**, API & ABS certified UHP, full flow **petroleum drilling hoses**, high-efficiency **ultra-high pressure thermoplastic hoses**, various high, medium and low-pressure **thermoplastic hoses**, **hydrogen fueling hoses**, **air conditioning hoses**, **fluid connectors**, **hose assemblies**, **rubber compounds**, **modified resins**, **high-temperature TPV**, and **rubber-plastic seals**. Letone products are widely applied to areas like construction machinery, agricultural machinery, oil and gas, construction, steel, chemical, energy, mining, railway, shipbuilding, food, and beverage processing, etc.

As an experienced professional hose manufacturer, Letone has obtained the **Safety Certificate of Approval for Mining Products**, **Certificate of MSHA**, **API Type Approval**, **ABS Type Approval**, **DNV Type Approval**, **GOST Certificate**, **Lloyd’s Fire Test Certificate**, and meets the requirements of quality management systems such as **ISO9001:2015**, **API Q1**, **IATF 16949:2016**, **ISO 45001:2018**, etc. Letone also holds the environment management system international certification issued by IMS (comply with **ISO14001:2015** standard). The Letone Testing Center has obtained the **Laboratory Accreditation Certificate issued by CNAS** in 2016, which has more than 20 laboratories, including an impulse test laboratory, burst test laboratory, fire test laboratory, salt spray laboratory, etc. The testing report is identified as objectivity, accuracy, and authority.

In the past years, Letone has adhered to the core value of “**integrity-based, clients first**”, and followed the development strategy of “**Original Leading. Talents Engaging. Rooting in Lean Production. Aiming for Peaking**” as guidance. Sticking to the upstream and downstream industrial chain of fluid technology, Letone is carrying out technical R&D and manufacture on polymer alloy and modification, high-temperature TPV, hydraulic rubber-plastic hoses, petroleum drilling hoses, frac hoses, multipurpose hoses, chemical hoses, ultra-high pressure thermoplastic hoses, hydrogen fueling hoses, air conditioning hoses, food & medical hoses, hose fittings, and rubber-plastic seals serve to global equipment manufacturers. Letone is continuously contributing to global intelligent manufacture and striving to lead the fluid technology industry towards prosperity.



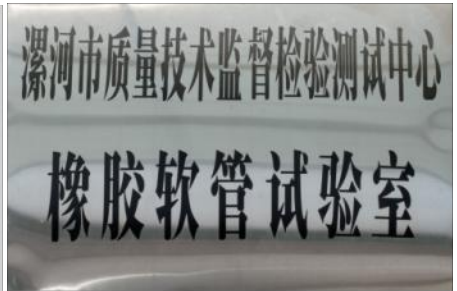
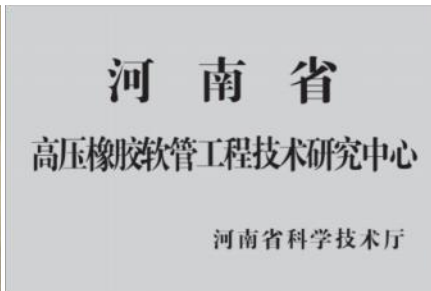

QUALIFICATION & CERTIFICATE

企业资质 成为全球流体技术产业领航者



COMPANY HONOR

企业荣誉 成为全球流体技术产业领航者





- * 1、液压软管生产车间
Hydraulic Hose Workshop
- * 2、Mayer高速钢丝编织生产线
Mayer High Speed Wire Braid Production Line
- * 3、OMA高速钢丝编织生产线
OMA High Speed Wire Braid Production Line




* 1、Mayer合股机生产线
Mayer Wire Winding Production Line

* 2、OMA合股机生产线
OMA Wire Winding Production Line

* 3、80米超长硫化罐
80-meter Vulcanizing Tank



60米超长钢丝缠绕胶管生产线
60-meter Wire Spiral Hose Production Line



- * 1、全自动混炼胶生产控制室
Control Room of The Automatic Rubber Compound Production Line
- * 2、全自动混炼胶生产线
The Automatic Rubber Compound Production Line
- * 3、18+1全自动小料配合系统
18+1 Automatic Supplementary Material Distribution System



1	2
3	4
	5

- * 1、高铁门尼粘度仪、硫化仪
Gotech Viscometer And Rheometer
- * 2、意大利比尔玛曲绕式脉冲试验台
Bimal Dynamic Impulse Test Stand From Italy
- * 3、意大利比尔玛脉冲试验台
Bimal Impulse Test Stand From Italy
- * 4、化学分析室
Chemical Analysis Laboratory
- * 5、臭氧试验机、低温脆性仪
Ozone Test Machine、Low Temperature Brittlemet Test Machine





耐火试验
Fire Test



超高压液压软管爆破试验台
Super High Pressure Hydraulic Hose Burst Test Stand



CNC数控车间
CNC Machining Workshop



卧式精密加工中心
Horizontal CNC Machining Center



数控高速圆锯机
CNC High Speed Circular Saw



软管总成车间
Hose Assembly Workshop



碳硫分析仪
Carbon & Sulfur Analyzer



高精度投影仪
High Precision Projector



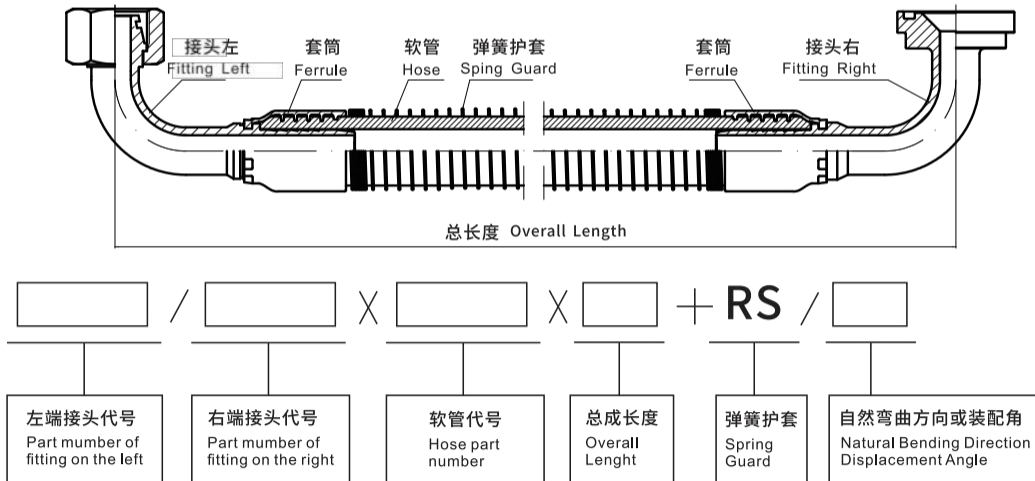
洛氏 & 布氏硬度仪
Rockwell & Brinell Hardness Tester



盐雾试验机
Salt Spray Tester

软管总成订货方法

How to Order Assembly



订货示例1：20491-30-12T/87391-12-12X2T12X1200+RS/SSX

当无装配角、自然弯曲方向或弹簧护套时，则代号中这些内容可省去不写。

订货示例2：当接头1与接头2相同时，只标一个接头的代号，如：20491-30-12TX2T12X1200V90。

Order Example 1020491-30-12T/87391-12-12X2T12X1200+RS/SSX

If there is no displacement angle, natural bending direction, or spring guard, please omit the codes of them.

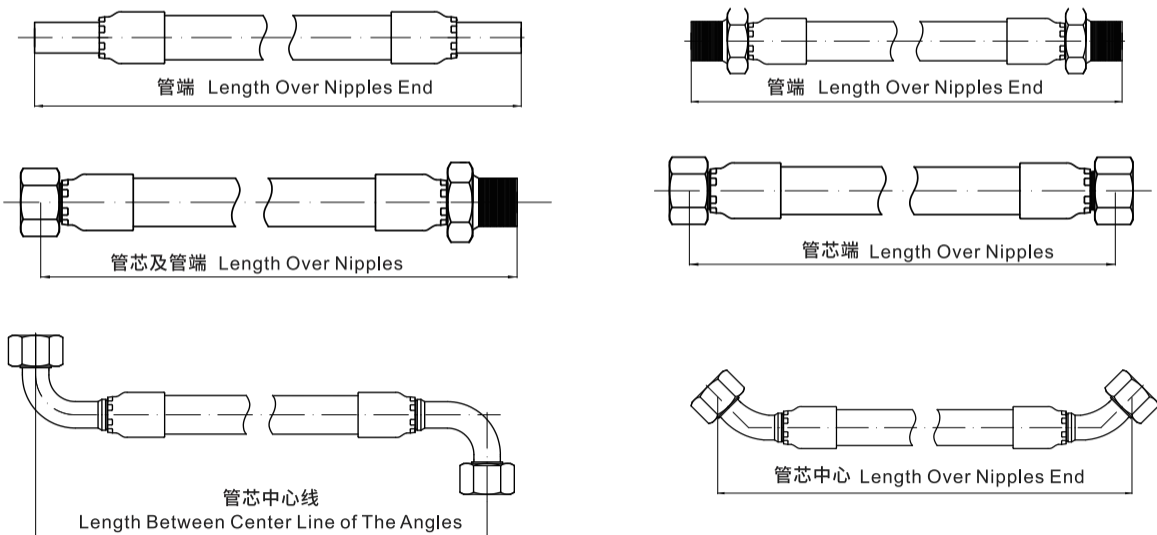
Order Example 2: If the fittings at both ends are the same, only describe the code for once, e.g. 20491-30-12TX2T12X1200V90.

软管总成长度表示方法

How to Measure Assembly

软管总成长度L 以从接头芯端面或弯接头芯中心为基准进行测量。

The length of hose assembly "L" is measured bases on the flat end of the fitting core or the center of the elbow fitting core.

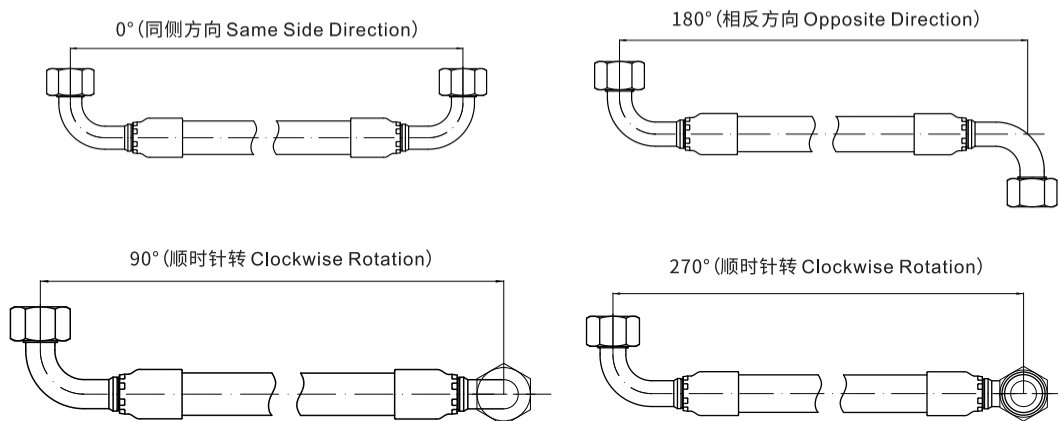


软管总成装配角测量

How to Measure Displacement Angle

置胶管总成在同一直线上, 其中一个接头为垂直方向; 按顺时针方向测量另一个接头与垂直方向接头之间的夹角, 此夹角即为装配角。

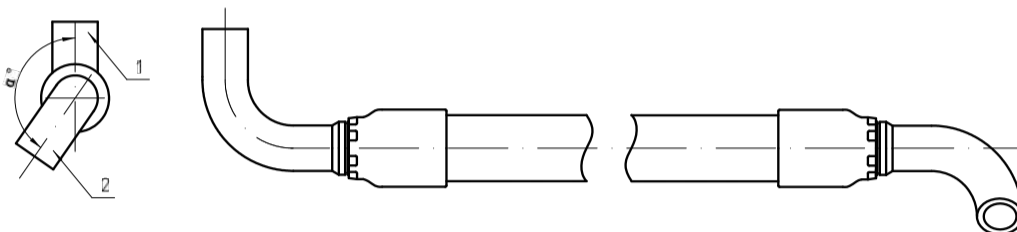
Putting the hose assembly as a straight line, and one of the fitting ends is vertical; to measure the angle between another fitting end and the vertical fitting end in clockwise direction, and this angle is the displacement angle.



装配角允许误差±3° The permitted tolerance of the displacement angle is $\pm 3^\circ$.

当总成的两端接头均为弯接头时, 装配时两弯接头间有一角度关系。测量时, 把软管总成拉直, 并沿直线方向看, 把弯接头1置垂直向上方向, 按顺时针测量弯接头2与垂直放置的弯接头1之间的夹角, 即为软管总成的装配角, 用V表示。如图所示, 例如, 当装配角 α 为225°时, 标记为V225。

When two elbow fittings are used, the displacement angle needs to be specified. Straight the assembly, point the end of coupling 1 to a vertical position as shown in the diagram and measure the angle in a clockwise direction from the center line of coupling 1 to coupling 2, the measured angle is called the displacement angle, described as V. e.g., the angle α is 225 degrees, the displacement angle is written as V225.


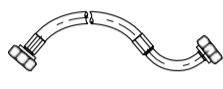
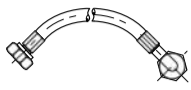
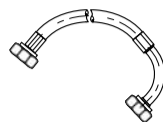


软管总成自然弯曲方向规定

The Provisions of The Hose Assembly Natural Bending Direction

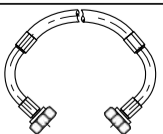
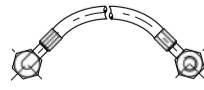

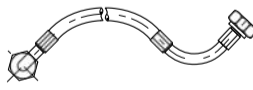
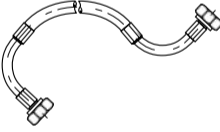
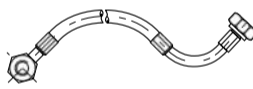
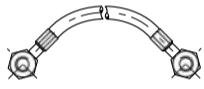
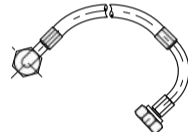

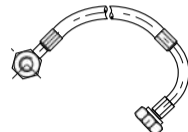
由于软管包装时成捆盘扎，因此在总成加工时难以拉直。当软管总成有一端接头为弯接头时，弯接头的方向与软管自然弯曲的方向之间便形成了不同的关系。把软管自然放置的平面作为水平面，当软管总成的一端接头为弯曲接头，另一端接头为直接头时有如下四种情况：Normally, hoses are packaged in bundles, which are difficult to straighten during assembly processing. When a hose assembly has an elbow fitting at one end, different relationships are formed between the direction of the elbow fitting and the direction in which the hose bends naturally.

Taking the plane where the hose is placed naturally as the horizontal plane, when one end of the hose assembly is elbow fitting and another end is straight, there are four situations as follows:

图示说明 Situation	表示 Describe	代号 Code	图示说明 Situation	表示 Describe	代号 Code
	单头平面垂直向外 One End Vertical Outward	DCW		单头水平向上 One End Horizontal Upward	DSS
	单头平面垂直向内 One End Vertical Inward	DCN		单头水平向下 One End Horizontal Downward	DSX

软管总成的两端接头均为弯曲接头时有如下十种情况：

The following ten situations occur when both ends of the hose assembly are elbow fittings:

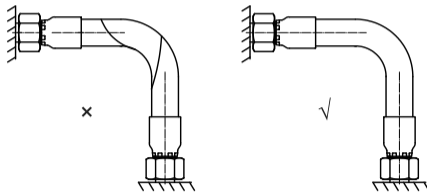
图示说明 Situation	表示 Describe	代号 Code	图示说明 Situation	表示 Describe	代号 Code
	双头水平向下 Two Ends Horizontal Downward	SSX		双头异向平面垂直 接头1向内，接头2向外 Two Ends in The Different Direction That Fitting 1 Inward While Fitting 2 Outward	SYC2
	双头水平向上 Two Ends Horizontal Upward	SSS		接头1平面垂直向内 接头2水平向上 Fitting 1 Vertical Inward While Fitting 2 Horizontal Upward	YNES
	接头1向下，接头2向上 Fitting 1 Downward and Fitting 2 Upward	SSY		接头1平面垂直向外 接头2水平向上 Fitting 1 Vertical Outward While Fitting 2 Horizontal Upward	YWES
	双头同向平面垂直向外 Two Ends in The Same Direction and Vertical Outward	STC		接头1平面垂直向内 接头2水平向下 Fitting 1 Vertical Inward While Fitting 2 Horizontal Downward	YNEX
	双头异向平面垂直接头1向外，接头2向内 Two Ends in The Different Direction That Fitting 1 Outward While Fitting 2 Inward	SYC1		接头1平面垂直向外 接头2水平向下 Fitting 1 Vertical Outward While Fitting 2 Horizontal Downward	YWEX

软管总成安装指南 & 技术要求

Assembly Installation & Technical Requirements

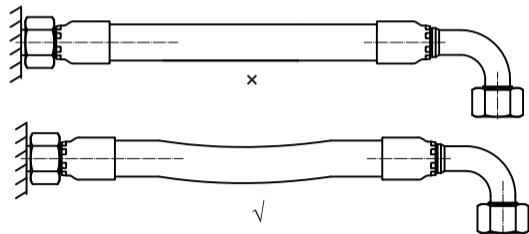
正确地安装软管总成至为重要，总成过长不但影响外观，也会增加成本。如软管总成过短，当其受压而伸展或收缩时，没有足够的伸缩余地则会导致总成被破坏。以下各图显示了安装软管总成时应注意的事项，依此安装可达到最佳的工作效果并延长软管总成的寿命。

Installing the hose assembly in the correct way is very important, it will affect the assembly's appearance and cost a lot while it is too long, but if the assembly is too short, it cannot flex while being crushed. Both too long and too short can break down the assembly. So, pay more attention to the following guides before you install the assembly:



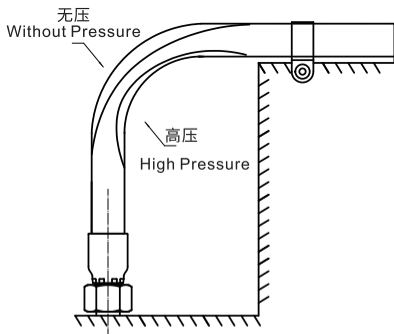
安装软管总成时，切勿让其扭歪，否则当受压力时会破坏胶管或令联接处松脱。

The assembly should not be twisted, it is weakened when installed in twisted position. Also pressure in twisted assembly tends to loosen fitting connections.



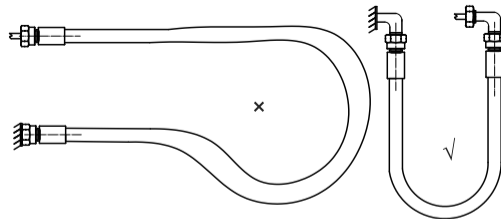
软管总成两端装配后不应把软管拉直，应有些松弛。因在压力作用下，软管长度会有变化，变化幅度从-4%~+2%。

Since hose may change in length from +2% to -4% under high pressure, so provide sufficient slack for expansion and contraction.



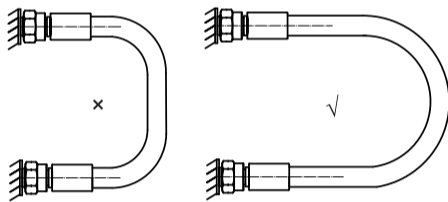
当软管受压时，其长度会改变，因此切勿在弯曲位置上加任何夹子，使其能自由移动。

Don't use any clamps at the inflexion so it can move freely.



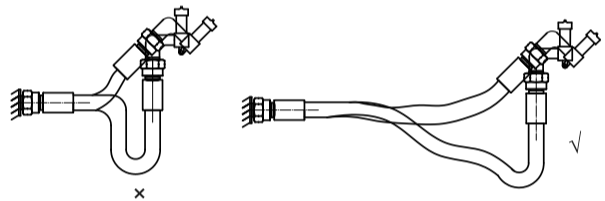
当弯曲半径太小时，宜采用直角接头以免软管出现急弯。

Choose right angle fittings to avoid too small bending radius and excess force.



为避免软管总成被破坏及流量受限制，软管弯曲半径应尽可能加大。

Hose bending radius should be as big as possible when it is in motion.



安装于移动物体间的软管总成应预留足够的长度，并避免和其他物体摩擦。

The length of the hose assembly installed between moving objects should be long enough and avoiding friction with other objects.

技术要求

Safety Guide For Hose Assemblies

影响软管总成使用情况的因素很多,只有按照工况正确选用软管及接头才能保证使用软管的可靠性和经济性。这些因素有:

1、软管尺寸

软管内径应适当。管径过小会加大管路内介质的流速,造成系统发热,降低工作效率,而且会产生过大的压力降,影响整个系统的性能。当软管采用管夹固定或穿过钢板时,需要特别注意软管外径。

2、工作压力

说明书中有关软管的动态工作压力是指软管在连续工作时允许的最高压力。按照有关国际标准规定的液压软管的安全系数,我们推荐的工作压力通常为软管最小爆破压力值的四分之一。

3、冲击压力和疲劳寿命

软管的选择是根据液压系统设计的最高压力值来确定的。由于液压系统的压力值通常是动态的,有时会出现冲击压力,冲击压力峰值会大大高于系统的最高压力值。但系统上一般都有溢流阀,故冲击压力不会严重影响软管的疲劳寿命。对于冲击压力特别频繁的液压系统,建议选用特别耐脉动冲击的软管产品。

4、温度范围

用户应该在软管设计的温度范围内使用软管,如果工作环境温度超过这一范围,将会影响到软管的寿命,其承压能力也会大大降低。工作环境温度长期过高或过低的系统,建议采用软管护套。

5、化学相容性

若使用特殊的液压介质,用户应确保所选用软管总成的软管内、外层、接头以及O型密封圈与介质相容。

6、弯曲半径

安装软管总成时应注意到软管的最小弯曲半径,弯曲半径过小将降低软管的承压能力并影响其使用寿命。

7、磨擦

软管在使用时如果经常与硬物接触或磨擦,建议在软管外部加弹簧护套。

有关利通科技液压软管及软管总成的其他问题,欢迎联系我们沟通交流。

Many factors can affect the usage condition of the hose assembly. Using the hose assembly and hose fittings correctly can ensure its reliability and economic efficiency. These factors are as follows:

1. Hose Dimension

The selection of hose inside diameter must be correctly made. If the hose inside diameter is too small, it will speed up the medium in the pipeline, heat the system, lower the efficiency, and produce excessive pressure drop which will affect the whole system's capability. If it fix with a hose clamp or cross the steel board, the outside diameter of the hose should be paid more attention.

2. Working Pressure

The dynamic working pressure in this catalog refers to the allowable maximum pressure in the condition of continuously working. According to the safety modulus of hydraulic hose ruled by international standards, we recommend that the working pressure is one-quarter of the minimum blast pressures.

3. Impact Pressure & Fatigue Lifespan

After determining the maximum system pressure for a hydraulic system, hose selection can be made. For the hydraulic system's pressure always be dynamic, there often appears an impact pressure, the maximum impact pressure is much higher than the maximum system pressure. Luckily, there is an overflow valve in every hydraulic system, so high impact pressure cannot affect the fatigue lifespan seriously. As for a hydraulic system whose impact pressure appears very frequently, we advise you choose the special hydraulic hose which can endure the high impact pressure.

4. Temperature Range

The user must ensure that the temperature is in an allowable range of the hose. if exceeding this range, the lifespan of the hose will be shortened and the capacity to endure pressure will go down. If the working condition temperature keeps too high or too low for a long time, we advise you use the hose spring guard.

5. Chemical Compatibility

If using a special hydraulic medium, the user should ensure the material of the hose inner side and cover, the hose fittings, and O-ring can compatible with the special hydraulic medium.

6. Bending Radius

Pay more attention to its minimum bending radius when installing the hose assembly, if the bending radius is smaller than the provided standard, the capacity of enduring pressure will get down and the lifespan of the hose will be shortened.

7. Friction

We advised you use a spring guard if the hose is always in the condition of touching and making friction with the hard object. Any technical question about Letone hydraulic hose assembly, please feel free to contact us!

软管代号及技术参数

Hose Part No. and Specification

软管类型 Hose Type	软管标准 Hose Standard	软管简号 Hose Part No.	直径 I.D	5	6	8	10	13	16	19	22	25	32	38	51	
钢丝 编织 软管 Steel Wire Braid Hose	SAE 100R1AT	1T	标号 DASH	-03	-04	-05	-06	-08	-10	-12	-14	-16	-20	-24	-32	
			最小弯曲半径 Min. Bending Radius	89	102	114	127	178	203	241	305	419	508	635		
	SAE 100R2AT	2T	工作压力 (Mpa) Working Pressure	20.7	19.0	17.2	15.5	13.8	10.3	8.6	8.6	6.9	6.9	11.2	3.4	2.6
			最小弯曲半径 Min. Bending Radius	89	102	114	127	178	203	241	305	420	508	635		
	DIN 20022 1SN	1SN	工作压力 (Mpa) Working Pressure	34.5	34.5	29.3	27.6	24.1	19.0	15.5	15.5	13.8	13.8	6.3	8.6	7.8
			最小弯曲半径 Min. Bending Radius	90	100	115	130	180	200	240	300	420	500	630		
	EN 853 1SN	2SN	工作压力 (Mpa) Working Pressure	25.0	22.5	21.5	18.0	16.0	13.0	10.5	10.5	8.8	8.8	12.5	5.0	4.0
			最小弯曲半径 Min. Bending Radius	90	100	115	130	180	200	240	300	420	500	630		
	DIN 20022 2SN	1W	工作压力 (Mpa) Working Pressure	41.5	40.0	35.0	33.0	27.5	25	21.5	21.5	7.0	7.0	4.4	9.0	8.0
			最小弯曲半径 Min. Bending Radius	90	100	115	130	180	205	240	280	300	300	300	420	500
	GB 3683 1型	2W	工作压力 (Mpa) Working Pressure	21.0	20.0	17.5	16.0	14.0	20.0	20.0	9.0	8.0	7.0	11.0	3.5	2.6
			最小弯曲半径 Min. Bending Radius	90	100	115	130	180	203	240	280	300	300	300	419	500
GB 3683 2型	R12	工作压力 (Mpa) Working Pressure	35.0	35.0	32.0	28.0	25.0	27.6	27.6	16.0	14.0	14.0	20.7	9.0	8.0	
		最小弯曲半径 Min. Bending Radius				127	178	250	241	241	305	305	305	460	508	635
SAE 100 R12	4SP	工作压力 (Mpa) Working Pressure				27.6	27.6	40.0	40.0	27.6	27.6	27.6	21.0	17.2	17.2	
		最小弯曲半径 Min. Bending Radius		150		180	230	250	300	300	340	340	340	460	560	660
DIN 20023-4SP	4SH	工作压力 (Mpa) Working Pressure		50.0		46.0	42.5	40.0	38.0	38.0	32.0	32.0	21.0	18.5	17.5	
		最小弯曲半径 Min. Bending Radius						250	280	280	340	340	340	460	560	700
DIN 20023-4SH	4SC	工作压力 (Mpa) Working Pressure						45.0	45.0	42.0	38.5	38.5	35.0	30.0	25.0	
		最小弯曲半径 Min. Bending Radius	100	125	140	150	205	235	280	280	360	360	360	460	560	710
GB10544 3型	4SE	工作压力 (Mpa) Working Pressure	69.0	60.5	56.0	51.5	43.0	38.0	34.5	34.5	27.5	27.5	20.5	17.0	17.0	
		最小弯曲半径 Min. Bending Radius					200			280	280	340	340	460	560	700
GB10544 4型		工作压力 (Mpa) Working Pressure					55.0			42.0	38.0	38.0	32.5	29.0	25.0	
		最小弯曲半径 Min. Bending Radius														

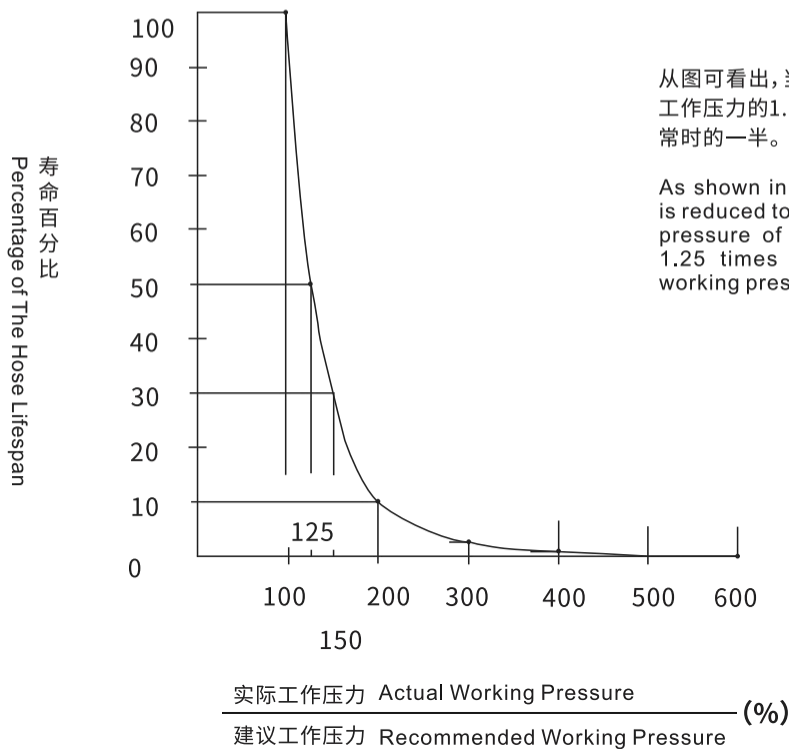
软管、接头芯与套筒配用表

Matching Chart for Hoses, fittings, and Ferrules

软管简号 Hose Part No.	直径 I.D	5	6	8	10	13	16	19	22	25	32	38	51
1T	标号 DASH 配用套筒 Ferrule	-03 00110-03A	-04 00110-04A	-05 00110-05A	-06 00110-06A	-08 00110-08A	-10 00110-10A	-12 00110-12A	-14 00110-12A	-16 00110-16A	-20 00110-20	-24 00110-24	-32 00110-32
1SN	配用接头芯 Fitting	XXXX1-											
2T	配用套筒 Ferrule	03310-03A	03310-04A	03310-05A	03310-06A	03310-08A	03310-10A	03310-12A		03310-16A	03310-20	03310-24	03310-32
2SN	配用接头芯 Fitting	XXXX1-											
1W	配用套筒 Ferrule	00100-03	00100-04	00100-05	00100-06	00100-08	00100-10	00100-12	00100-14	00100-16	00100-20	00100-24	00100-32
	配用接头芯 Fitting	XXXX1-											
2W	配用套筒 Ferrule	00100-03	00200-04	00200-05	00200-06	00200-08	00200-10	00200-12	00200-14	00200-16	00200-20	00200-24	00200-32
	配用接头芯 Fitting	XXXX1-											
R12	配用套筒 Ferrule		00400-04		00400-06	00400-08	00400-10	00400-12		00400-16	00400-20	00400-24	00400-32
	配用接头芯 Fitting	XXXX2-											
4SP	配用套筒 Ferrule		00400-04		00400-06	00400-08	00400-10	00400-12		00400-16	00400-20	00400-24	00400-32
	配用接头芯 Fitting	XXXX2-											
4SH	配用套筒 Ferrule						00400-10	00400-12		00400-16	00400-20	00400-24	00400-32
	配用接头芯 Fitting	XXXX2-											
4SC	配用套筒 Ferrule		001401-04		01401-06	01401-08		01401-12		01401-16	00400-20	00401-24	00401-32
	配用接头芯 Fitting	XXXX2-											
4SE	配用套筒 Ferrule					01400-08		01400-12		01400-16	01400-20	01400-24	01400-32
	配用接头芯 Fitting	XXXX2-											

软管实际工作压力与寿命关系图

The Relationship Between Hose Working Pressure and Lifespan



软管总成的贮存要求

Storage Requirements

- 只要有可能, 贮存温度应当在0~35°C之间, 贮存期间产品的温度最高不得超过50°C;
- 贮存区不得停放能产生臭氧的装置。如汞蒸气灯、高电压电气装置、电动机或其他能产生电火花或放电的装置;
- 不能与腐蚀性产品放在一起或暴露在这些产品的挥发气体中;
- 应远离热源和能产生电场和磁场的设备;
- 应避免阳光或强烈人造光源直射;
- 应避免与尖锐的物体或地面接触;
- 应平放, 堆叠不能很高;
- 应保证不受啮齿类动物的侵害;
- 贮存时遵守先进先出的原则;
- The recommended storage temperature range is 0~35°C, exceeding +50°C is not allowed;
- Storage areas should not have equipment that might emit ozone, such as mercury vapor lamps, high voltage electronic devices, electric generators, or other devices that may produce electric sparks;
- Corrosive materials, flammable, and gas volatile products cannot be stored in the nearby area;
- Stay away from the source of strong heat and strong electromagnetic field;
- Avoid direct sunlight or strong artificial light source;
- Protect all rubber surfaces from damage due to sharp objects or abrasion;
- Cannot be piled up too high;
- Guarantee against rodent attacking;
- Follow the rules of "first in, first out".

LT581 SAE 100R12 钢丝缠绕液压软管 SAE 100R12 WIRE SPIRAL HYDRAULIC HOSE	1
LT582 SAE 100R13 钢丝缠绕液压软管 SAE 100R13 WIRE SPIRAL HYDRAULIC HOSE	2
LT583 EN856-4SP 钢丝缠绕液压软管 EN856-4SP WIRE SPIRAL HYDRAULIC HOSE	3
LT585 MT/T98 矿用钢丝缠绕液压软管 MT/T98 WIRE SPIRAL HYDRAULIC HOSE FOR MINING	4
LT588 EN856-4SH 钢丝缠绕液压软管 EN856-4SH WIRE SPIRAL HYDRAULIC HOSE	5
LT589 SAE 100R15 钢丝缠绕液压软管 SAE 100R15 WIRE SPIRAL HYDRAULIC HOSE	6
LT599 ISO18752-CC 大力神钢丝缠绕液压软管 ISO18752-CC ARTERY® WIRE SPIRAL HYDRAULIC HOSE	7
LTSA599 ISO18752-DC 超级大力神钢丝缠绕液压软管 ISO18752-DC SUPER ARTERY® WIRE SPIRAL HYDRAULIC HOSE	8

LT681 SAE 100RAT/EN853 钢丝编织液压软管 SAE 100RAT/EN853 WIRE BRAID HYDRAULIC HOSE	9
LT682 SAE 100RA/EN853ST 钢丝编织液压软管 SAE 100RA/EN853ST WIRE BRAID HYDRAULIC HOSE	10
LT683 EN857SC 钢丝编织液压软管 EN857SC WIRE BRAID HYDRAULIC HOSE	11
LT685 MT/T98 矿用钢丝编织液压软管 MT/T98 WIRE BRAID HYDRAULIC HOSE FOR MINING	12
LT686 MT/T98 矿用大口径钢丝编织液压软管 MT/T98 LARGE SIZE WIRE BRAID HYDRAULIC HOSE FOR MINING	13
LT687 SAE 100R16 钢丝编织液压软管 SAE 100R16 WIRE BRAID HYDRAULIC HOSE	14
LT688 SAE 100R17 钢丝编织液压软管 SAE 100R17 WIRE BRAID HYDRAULIC HOSE	15
LT689 SAE 100R19 紧凑型钢丝编织液压软管 SAE 100R19 COMPACT WIRE BRAID HYDRAULIC HOSE	16
LT699 ISO18752-AC/BC 大力神钢丝编织液压软管 ISO18752-AC/BC ARTERY® WIRE BRAID HYDRAULIC HOSE	17
LTSA699 ISO18752-BC 超级大力神钢丝编织液压软管 ISO18752-BC SUPER ARTERY® WIRE BRAID HYDRAULIC HOSE	18

LT780 国标回油管 OIL RETURN LINE	19
LT781 SAE 100R3 纤维编织软管 SAE 100R3 FIBER BRAID HOSE	20
LT782 SAE 100R4 液压吸油回油软管 SAE 100R4 HYDRAULIC SUCTION AND RETURN LINE	21
LT783 SAE 100R5 液压软管 SAE 100R5 HYDRAULIC HOSE	22
LT784 SAE 100R6 纤维编织软管 SAE 100R6 FIBER BRAID HOSE	23
LT785 GB1186 压缩空气软管 GB1186 COMPRESSED AIR HOSE	24
LT787 EN854 2TE & 3TE 回油软管 EN854 2TE & 3TE OIL RETURN LINE	25
LT788 喷沙软管 SAND BLASTING HOSE	26
LT790 SAE 100R7 纤维编织高压树脂软管 SAE 100R7 FIBER BRAID HIGH PRESSURE THERMOPLASTIC HOSE	27
LT791 SAE 100R7 钢丝编织高压树脂软管 SAE 100R7 WIRE BRAID HIGH PRESSURE THERMOPLASTIC HOSE	28
LT794 SAE 100R8 芳纶纤维编织高压树脂软管 SAE 100R8 ARAMID FIBER BRAID HIGH PRESSURE THERMOPLASTIC HOSE	29
LT799 超高压树脂软管 ULTRA-HIGH PRESSURE THERMOPLASTIC HOSE	30


LT581 SAE 100R12 | MSHA

钢丝缠绕液压软管
WIRE SPIRAL HYDRAULIC HOSE
软管结构
内胶层:黑色耐热油合成橡胶

增强层:四层缠绕的高强度钢丝

外胶层:黑色耐油、耐天候合成橡胶

温度范围:-40°C 至 +121°C (-40°F 至 +250°F)

应用:适用于工程机械、林业机械及农用机械等在苛刻工况下输送水基、石油基及可生物降解的液压油。

Hose Construction
Inner Tube:black hot oil resistant synthetic rubber

Reinforcement:four plies of spiraled high tensile steel wire

Outer Layer:black oil and weather resistant synthetic rubber

Temperature Range:-40°C ~ +121°C (-40°F ~ +250°F)

Application: Suitable to convey water-based, petroleum-based, and biodegradable hydraulic oil under harsh working conditions.

规格	规格	 软管内径 I.D.		 增强层外径 W.D.		 软管外径 O.D.		 最大工作压力 Max.W.P	 试验压力 P.P	 最小爆破压力 Min.B.P	 最小弯曲半径 Min.B.R	 参考重量 W.T
		SIZE	SIZE	最小 Min	最大 Max	最小 Min	最大 Max	最小 Min	最大 Max	MPa	MPa	MPa
DASH	IN	mm	mm	mm	mm	mm	mm	MPa	MPa	MPa	mm	kg/m
-6	3/8	9.5	10.5	16.9	18.1	19.0	21.0	28	56	112	125	0.71
-8	1/2	12.5	13.5	20.1	21.3	22.1	24.1	28	56	112	180	0.85
-10	5/8	15.5	16.7	24.0	25.2	26.5	28.5	28	56	112	200	1.06
-12	3/4	18.6	19.8	26.9	28.4	29.1	31.1	28	56	112	240	1.33
-16	1	25.0	26.4	34.2	35.8	36.3	38.7	28	56	112	300	1.83
-20	1 1/4	31.4	33.0	42.9	44.9	45.3	47.7	21	42	84	420	2.67
-24	1 1/2	37.7	39.3	49.4	51.4	52.3	54.7	17.5	35	70	500	3.12
-32	2	50.8	52.0	62.5	64.8	65.1	68.3	17.5	35	70	640	4.48


LT582 SAE 100R13 | MSHA

钢丝缠绕液压软管
WIRE SPIRAL HYDRAULIC HOSE
软管结构
内胶层:黑色耐热油合成橡胶

增强层:四层或六层缠绕的高强度钢丝

外胶层:黑色耐油、耐天候合成橡胶

温度范围:-40°C 至 +121°C (-40°F 至 +250°F)

应用:适用于工程机械、林业机械及农用机械等在苛刻工况下输送水基、石油基及可生物降解的液压油。









Hose Construction
Inner Tube:black hot oil resistant synthetic rubber

Reinforcement:four or six plies of spiraled high tensile steel wire

Outer Layer:black oil and weather resistant synthetic rubber

Temperature Range:-40°C ~ +121°C (-40°F ~ +250°F)

Application: Suitable to convey water-based, petroleum-based, and biodegradable hydraulic oil under harsh working conditions.

规格	规格	 软管内径 I.D.		 增强层外径 W.D.		 软管外径 O.D.		 最大工作压力 Max.W.P	 试验压力 P.P	 最小爆破压力 Min.B.P	 最小弯曲半径 Min.B.R	 参考重量 W.T
		SIZE	SIZE	最小 Min	最大 Max	最小 Min	最大 Max	最小 Min	最大 Max	MPa	MPa	MPa
DASH	IN	mm	mm	mm	mm	mm	mm	MPa	MPa	MPa	mm	kg/m
-12	3/4	18.6	19.8	28.2	29.4	31.2	33.2	35	70	140	240	1.61
-16	1	25.0	26.4	34.8	36.4	37.3	39.7	35	70	140	300	2.06
-20	1 1/4	31.4	31.4	46.0	48.0	48.8	51.2	35	70	140	420	3.84
-24	1 1/2	37.7	37.7	53.0	55.0	55.8	58.2	35	70	140	500	4.60
-32	2	50.4	50.4	67.1	69.1	69.5	72.5	35	70	140	640	6.61


LT583 EN 856-4SP | MSHA

钢丝缠绕液压软管
WIRE SPIRAL HYDRAULIC HOSE
软管结构
内胶层:黑色耐油合成橡胶

增强层:四层缠绕的高强度钢丝

外胶层:黑色耐油、耐天候合成橡胶

温度范围:-40°C 至 +100°C (-40°F 至 +212°F)

应用:适用于输送水基、石油基及可生物降解的液压油。









Hose Construction
Inner Tube:black oil resistant synthetic rubber

Reinforcement:four plies of spiraled high tensile steel wire

Outer Layer:black oil and weather resistant synthetic rubber

Temperature Range:-40°C ~ +100°C (-40°F ~ +212°F)

Application: Suitable to convey water-based, petroleum-based, and biodegradable hydraulic oil.

规格	规格	 软管内径 I.D.		 增强层外径 W.D.		 软管外径 O.D.		 最大工作压力 Max.W.P.	 试验压力 P.P.	 最小爆破压力 Min.B.P.	 最小弯曲半径 Min.B.R.	 参考重量 W.T.
		SIZE	SIZE	最小 Min	最大 Max	最小 Min	最大 Max	最小 Min	最大 Max	MPa	MPa	MPa
DASH	IN	mm	mm	mm	mm	mm	mm	MPa	MPa	MPa	mm	kg/m
-4	1/4	6.2	7.0	14.3	15.5	16.6	18.6	45	90	180	150	0.60
-6	3/8	9.5	10.5	16.9	18.1	19.1	21.1	44.5	89	178	180	0.71
-8	1/2	12.5	13.5	19.8	21.0	21.8	23.8	41.5	83	166	230	0.82
-10	5/8	15.5	16.7	23.0	24.6	25.4	27.4	35	70	140	250	1.01
-12	3/4	18.6	19.8	27.4	29.0	30.0	32.0	35	70	140	300	1.43
-16	1	25.0	26.4	34.5	36.1	37.0	39.0	32	64	128	340	1.97
-20	1 1/4	31.4	33.0	45.0	46.4	47.4	49.8	21	42	84	460	2.96
-24	1 1/2	37.7	39.3	50.9	52.3	53.8	56.2	18.5	37	74	560	3.42
-32	2	50.4	52.0	64.3	66.3	66.9	69.3	16.5	33	66	660	4.77


LT585 MT/T98 | MSHA

MT98 矿用钢丝缠绕液压软管

WIRE SPIRAL HYDRAULIC HOSE FOR MINING

软管结构

内胶层:黑色耐油合成橡胶

增强层:四层或六层缠绕的高强度钢丝

外胶层:黑色耐油、耐天候、耐磨合成橡胶

温度范围:-40°C 至 +100°C (-40°F 至 +212°F)

应用:适用于煤矿液压支架、综合采煤机组等煤矿机械输送矿物油、水基液压油或水等介质。



Hose Construction








Inner Tube:black oil resistant synthetic rubber

Reinforcement:four or six plies of spiraled high tensile steel wire

Outer Layer:black oil, weather, and abrasion resistant synthetic rubber

Temperature Range:-40°C ~ +100°C (-40°F ~ +212°F)

Application: Suitable to convey medium like mineral oil, water-based hydraulic oil, or water in coal mining machinery such as coal mining hydraulic support and coal shearer.

规格	 软管内径 I.D.		 增强层外径 W.D.		 软管外径 O.D.		 最大工作压力 Max.W.P	 试验压力 P.P	 最小爆破压力 Min.B.P	 最小弯曲半径 Min.B.R	 参考重量 W.T
	SIZE	最小 Min	最大 Max	最小 Min	最大 Max	最小 Min	最大 Max	MPa	MPa	MPa	mm
IN	mm	mm	mm	mm	mm	mm					
3/8-4	9.5	10.5	18.2	19.8	22.4	24.4	70	105	210	180	0.90
1/2-4	12.5	13.5	21.4	23.0	25.2	27.2	57	86	172	210	1.05
5/8-4	15.7	16.6	25.2	26.8	29.0	31.0	53	80	160	260	1.40
3/4-4	18.7	19.8	29.2	30.4	33.0	35.0	46	69	140	280	1.75
7/8-4	21.7	22.8	31.7	32.9	36.0	38.0	41	62	124	320	1.93
1-4	24.7	25.8	35.2	36.4	38.8	41.2	35	53	112	360	2.14
1 1/4-4	31.6	32.6	43.2	44.6	46.8	49.2	32	48	84	460	2.82
1 1/2-4	37.7	38.8	49.8	51.8	54.3	56.7	25	38	75	560	3.41
1 3/4-4	44.7	45.8	56.8	58.8	61.5	64.5	21	32	64	640	4.03
2-4	50.5	52.0	62.8	64.8	65.0	67.4	21	32	64	720	4.43
3/8-6	9.5	10.5	20.0	22.0	24.0	26.0	80	120	240	180	1.20
1/2-6	12.5	13.5	23.4	24.6	26.5	28.5	72	108	216	210	1.40
5/8-6	15.7	16.6	28.0	30.0	31.5	34.5	70	105	204	260	2.10
3/4-6	18.7	19.8	32.0	34.0	35.5	37.5	60	90	180	280	2.47
7/8-6	21.7	22.8	35.0	37.0	39.5	42.5	53	80	160	320	2.80
1-6	24.7	25.8	38.0	39.6	41.8	44.2	50	75	152	360	3.05
1 1/4-6	31.6	32.6	46.0	48.0	49.5	52.5	41	62	124	460	3.95
1 1/2-6	37.7	38.8	53.0	55.0	56.5	59.5	36	54	108	560	4.93
1 3/4-6	44.7	45.8	59.8	61.8	64.5	67.5	32	48	96	640	5.02
2-6	50.5	52.0	66.2	68.2	70.5	73.5	32	48	96	720	6.73

钢丝缠绕液压软管

WIRE SPIRAL HYDRAULIC HOSE

软管结构

内胶层:黑色耐油合成橡胶

增强层:四层缠绕的高强度钢丝

外胶层:黑色耐油、耐天候合成橡胶

温度范围:-40°C 至 +100°C (-40°F 至 +212°F)

应用:适用于输送水基、石油基及可生物降解的液压油。



Hose Construction








Inner Tube:black oil resistant synthetic rubber

Reinforcement:four plies of spiraled high tensile steel wire

Outer Layer:black oil and weather resistant synthetic rubber

Temperature Range:-40°C ~ +100°C (-40°F ~ +212°F)

Application: Suitable to convey water-based, petroleum-based, and biodegradable hydraulic oil.

规格	规格	 软管内径 I.D		 增强层外径 W.D		 软管外径 O.D		 最大 工作压力	 试验压力	 最小爆 破压力	 最小弯 曲半径	 参考重量
		SIZE	SIZE	最小 Min	最大 Max	最小 Min	最大 Max	最小 Min	最大 Max	Max.W.P	P.P	Min.B.P
DASH	IN	mm	mm	mm	mm	mm	mm	MPa	MPa	MPa	mm	kg/m
-10	5/8	15.5	16.7	23.9	25.1	26.0	28.0	45	90	180	250	1.15
-12	3/4	18.6	19.8	27.6	29.2	30.0	32.0	42	84	168	280	1.54
-16	1	25.0	26.4	34.4	36.0	37.0	39.0	38	76	152	340	2.02
-20	1 1/4	31.4	33.0	40.9	42.9	43.8	46.2	32.5	65	130	460	2.48
-24	1 1/2	37.7	39.3	48.1	50.1	51.3	53.7	29	58	116	560	3.18
-32	2	50.4	52.0	62.2	64.2	65.3	67.7	25	50	100	700	4.46


LT589 SAE R15
钢丝缠绕液压软管
WIRE SPIRAL HYDRAULIC HOSE
软管结构

内胶层:黑色耐热油合成橡胶

增强层:四层或六层缠绕的高强度钢丝

外胶层:黑色耐油、耐天候、耐磨合成橡胶

温度范围:-40°C 至 +121°C (-40°F 至 +250°F)

应用:适用于输送水基、石油基及可生物降解的液压油, 具有良好的耐高压、耐脉冲及低弯曲性能。


Hose Construction









Inner Tube:black hot oil resistant synthetic rubber

Reinforcement:four or six plies of spiraled high tensile steel wire

Outer Layer:black oil, weather, and abrasion resistant synthetic rubber

Temperature Range:-40°C ~ +121°C (-40°F ~ +250°F)

Application: Suitable to convey water-based, petroleum-based, and biodegradable hydraulic oil. Remarkable performance on high pressure, high impulse, and low bend applications.

规格	规格	 软管内径 I.D		 增强层外径 W.D		 软管外径 O.D		 最大 工作压力 Max.W.P	 试验压力 P.P	 最小爆 破压力 Min.B.P	 最小弯曲半径 Min.B.R	 参考重量 W.T
		最小 Min	最大 Max	最小 Min	最大 Max	最小 Min	最大 Max					
SIZE	SIZE	mm	mm	mm	mm	mm	mm	MPa	MPa	MPa	mm	kg/m
DASH	IN	mm	mm	mm	mm	mm	mm	MPa	MPa	MPa	mm	kg/m
-6	3/8	9.5	10.5	18.6	19.8	21.0	23.0	42	84	168	150	0.93
-8	1/2	12.5	13.5	21.6	22.8	24.2	26.2	42	84	168	200	1.10
-12	3/4	18.6	19.8	27.8	29.0	30.0	32.0	42	84	168	265	1.54
-16	1	25.0	26.4	34.6	36.6	37.2	39.6	42	84	168	330	2.17
-20	1 1/4	31.4	33.0	46.4	48.4	48.7	51.7	42	84	168	445	4.08
-24	1 1/2	37.7	39.3	52.0	54.0	54.5	57.5	42	84	168	530	4.67
-32	2	50.4	52.0	66.0	68.0	68.5	71.5	42	84	168	680	6.71


LT599 ISO18752-CC

大力神钢丝缠绕液压软管
ARTERY® WIRE SPIRAL HYDRAULIC HOSE

软管结构
内胶层:丁腈合成橡胶

增强层:四层或六层缠绕的高强度钢丝, 80万次脉冲循环条件下测试无泄漏。

外胶层:免剥耐磨、耐天候合成橡胶

温度范围:-40°C 至 +121°C (-40°F 至 +250°F) ; -55°C 至 +100°C (-67°F 至 +212°F)

应用:具有高压、耐脉冲等特点, 适用于挖掘机等大型工程机械。

Hose Construction
Inner Tube:NBR synthetic rubber

Reinforcement:four or six plies of spiraled high tensile steel wire,
tested with 800,000 impulse cycles without leakage

Outer Layer:skiving-free abrasion and weather resistant synthetic rubber

Temperature Range:-40°C ~ +121°C (-40°F ~ +250°F) ; -55°C ~ +100°C (-67°F ~ +212°F)

Application: Remarkable performance on high pressure and high impulse.
Widely apply to excavator and other heavy duty construction machinery.

产品 型号 SIZE	规格	规格	 软管内径 I.D		 增强层外径 W.D		 软管外径 O.D		 最大 工作压力 Max.W.P	 试验压力 P.P	 最小爆 破压力 Min.B.P	最小脉冲 次数 Min.Impulse	 最小弯 曲半径 Min.B.R	 参考重量 W.T
	SIZE	SIZE	最小 Min	最大 Max	最小 Min	最大 Max	最小 Min	最大 Max	MPa	MPa	MPa	万次 10K	mm	kg/m
	DASH	IN	mm	mm	mm	mm	mm	mm				CYCLES		
-4	1/4-4S	6.2	6.0	6.8	15.0	16.2	18.0	20.0	69	138	276	50	120	0.60
-6	3/8-4S	10	9.5	10.5	17.8	19.0	20.5	22.5	56	112	224	50	150	0.71
-8	1/2-4S	12.5	12.5	13.5	19.8	21.0	21.8	23.8	42	84	168	80	190	0.82
-10	5/8-4S	16	15.9	16.6	23.9	25.1	26.0	28.0	42	84	168	80	200	1.15
-12	3/4-4S	19	18.8	19.6	27.9	29.1	30.0	32.0	42	84	168	80	224	1.56
-16	1-4S	25	25.0	25.8	34.4	36.4	36.8	39.2	42	84	168	80	272	2.13
-20	1 1/4-4S	31.5	31.6	32.6	40.9	42.9	43.3	45.7	35	70	140	80	370	2.56
-24	1 1/2-4S	38	37.8	38.8	48.1	50.1	51.3	53.7	32	64	128	80	540	3.18
-32	2-4S	51	50.7	52	62.6	63.8	65.6	67.4	25	50	100	80	660	4.46
-20	1 1/4-6S	31.5	31.6	32.6	46.0	48.0	48.8	51.2	42	84	168	80	420	4.07
-24	1 1/2-6S	38	37.7	38.8	52.0	54.0	54.8	57.2	42	84	168	80	500	4.63
-32	2-6S	51.5	51.6	51.8	66.4	67.6	69.1	70.9	42	84	168	80	650	6.32



LT SA599 ISO18752-DC

超级大力神钢丝缠绕软管

SUPER ARTERY® WIRE SPIRAL HYDRAULIC HOSE



软管结构

内胶层: 氯丁/丁腈合成橡胶

增强层: 多层缠绕的高强超柔钢丝, 四层缠绕脉冲 ≥ 100 万次

外胶层: 免剥耐磨、耐天候合成橡胶

温度范围: -40°C 至 $+121^{\circ}\text{C}$ (-40°F 至 $+250^{\circ}\text{F}$); -55°C 至 $+100^{\circ}\text{C}$ (-67°F 至 $+212^{\circ}\text{F}$)

应用: 具有低弯曲、高压、长寿命、高脉冲等特点, 配套使用利通科技专供一体式软管接头及HNBR密封件, 耐天候五年以上, 质保两年, 适用于挖掘机等大型工程机械或苛刻工况环境。

Hose Construction




Inner Tube: CR/NBR synthetic rubber

Reinforcement: multi-spiraled high tensile super flexible steel wire, four plies ≥ 1 million impulse cycles

Outer Layer: skiving-free abrasion and weather resistant synthetic rubber

Temperature Range: $-40^{\circ}\text{C} \sim +121^{\circ}\text{C}$ ($-40^{\circ}\text{F} \sim +250^{\circ}\text{F}$); $-55^{\circ}\text{C} \sim +100^{\circ}\text{C}$ ($-67^{\circ}\text{F} \sim +212^{\circ}\text{F}$)

Application: Remarkable performance on tight bend radius, high pressure, long service life, and high impulse, weather resistant for more than five years and warranted for two years with Letone hose fittings and HNBR seals. Widely apply to excavator and other heavy duty construction machinery or harsh working environment.

产品类型 TYPE	产品规格 SIZE(inch)	 软管内径 I.D.(mm)	 工作压力 W.P.(MPa)	 爆破压力 B.P.(MPa)	 最小弯曲半径 MIN.B.R.(mm)
SA599-4DC	3/8"	10.0	56	224	100
SA599-4DC	1/2"	13.0	42	168	140
SA599-4DC	5/8"	16.0	42	168	180
SA599-4DC	3/4"	19.0	42	168	200
SA599-4DC	1"	25.4	42	168	250
SA599-4DC	1 1/4"	32.0	35	140	400
SA599-4DC	1 1/2"	38.0	32	128	480
SA599-4DC	2"	51.0	25	100	650
SA599-6DC	1 1/4"	32.0	42	168	400
SA599-6DC	1 1/2"	38.0	42	168	480
SA599-6DC	2"	51.0	42	168	630

钢丝编织液压软管

WIRE BRAID HYDRAULIC HOSE

软管结构

内胶层:黑色耐油合成橡胶

增强层:一层或两层编织的高强超柔钢丝

外胶层:黑色耐油、耐天候、耐磨合成橡胶

温度范围:-40°C 至 +100°C (-40°F 至 +212°F)

应用:适用于输送水基、石油基及可生物降解的液压油。



Hose Construction

Inner Tube:black oil resistant synthetic rubber

Reinforcement:one or two braids of high tensile super flexible steel wire

Outer Layer:black oil, weather, and abrasion resistant synthetic rubber

Temperature Range:-40°C ~ +100°C (-40°F ~ +212°F)

Application: Suitable to convey water-based, petroleum-based, and biodegradable hydraulic oil.

规格	软管内径 I.D		增强层外径 W.D		软管外径 O.D		最大 工作压力 Max.W.P	试验压力 P.P	最小爆 破压力 Min.B.P	最小弯 曲半径 Min.B.R	参考重量 W.T
	最小 Min	最大 Max	最小 Min	最大 Max	最小 Min	最大 Max					
SIZE	mm	mm	mm	mm	mm	mm	MPa	MPa	MPa	mm	kg/m
IN	mm	mm	mm	mm	mm	mm	MPa	MPa	MPa	mm	kg/m
3/16-1	4.6	5.4	9.0	10.0	11.0	12.2	25.0	50.0	100.0	90	0.17
1/4-1	6.2	7.0	10.6	11.6	12.8	14.0	22.5	45.0	90.0	100	0.22
5/16-1	7.7	8.5	12.5	13.5	14.6	15.8	21.5	43.0	85.0	115	0.28
3/8-1	9.3	10.3	14.5	15.7	16.8	18.0	18.0	36.0	72.0	130	0.34
1/2-1	12.3	13.5	17.5	19.0	20.1	21.3	16.0	32.0	64.0	180	0.42
5/8-1	15.5	16.7	20.6	22.2	23.2	24.8	13.0	26.0	52.0	200	0.51
3/4-1	18.6	19.8	24.3	25.5	27.0	29.0	10.5	21.0	42.0	240	0.68
1-1	25.0	26.4	31.9	33.1	35.2	36.8	8.8	17.5	35.0	300	0.96
1 1/4-1	31.4	33.0	39.2	40.8	42.3	44.7	6.3	13.0	25.0	420	1.19
1 1/2-1	37.7	39.3	44.9	46.5	48.0	50.4	5.0	10.0	20.0	500	1.34
2-1	50.4	52.0	58.7	60.3	61.8	64.2	4.0	8.0	16.0	630	1.89
3/16-2	4.6	5.4	10.6	11.6	12.7	13.9	41.5	83.0	166.0	90	0.27
1/4-2	6.1	7.0	12.6	13.6	14.4	15.6	40.0	80.0	160.0	100	0.35
5/16-2	7.7	8.5	14.1	15.1	15.7	16.9	35.0	70.0	140.0	115	0.40
3/8-2	9.3	10.3	16.3	17.5	18.1	19.3	33.0	66.0	132.0	130	0.51
1/2-2	12.3	13.5	19.4	20.6	21.6	22.8	27.5	55.0	110.0	180	0.63
5/8-2	15.5	16.7	22.2	23.8	24.6	26.2	25.0	50.0	100.0	200	0.74
3/4-2	18.6	19.8	26.2	27.8	28.8	30.4	21.5	43.0	86.0	240	0.92
1-2	25.0	26.4	33.6	34.8	36.3	37.9	16.5	32.5	66.0	300	1.33
1 1/4-2	31.4	33.0	43.6	45.0	46.3	48.7	12.5	25.0	50.0	420	1.97
1 1/2-2	37.7	39.3	49.6	51.4	52.8	55.2	9.0	18.0	36.0	500	2.33
2-2	50.4	52.0	62.3	64.7	65.6	68.0	8.0	16.0	32.0	630	2.88


LT682 SAE 100RAT | EN853 ST

钢丝编织液压软管
WIRE BRAID HYDRAULIC HOSE
软管结构
内胶层: 黑色耐油合成橡胶

增强层: 一层或两层编织的高强超柔钢丝

外胶层: 黑色耐油、耐天候、耐磨合成橡胶

温度范围: -40°C 至 +100°C (-40°F 至 +212°F)

应用: 适用于输送水基、石油基及可生物降解的液压油。









Hose Construction
Inner Tube: black oil resistant synthetic rubber

Reinforcement: one or two braids of high tensile super flexible steel wire

Outer Layer: black oil, weather, and abrasion resistant synthetic rubber

Temperature Range: -40°C ~ +100°C (-40°F ~ +212°F)

Application: Suitable to convey water-based, petroleum-based, and biodegradable hydraulic oil.

规格	 软管内径 I.D		 增强层外径 W.D		 软管外径 O.D		 最大 工作压力 Max.W.P	 试验压力 P.P	 最小爆 破压力 Min.B.P	 最小弯 曲半径 Min.B.R	 参考重量 W.T
	SIZE	最小 Min	最大 Max	最小 Min	最大 Max	最小 Min	最大 Max	MPa	MPa	MPa	mm
IN	mm	mm	mm	mm	mm	mm	MPa	MPa	MPa	mm	kg/m
3/16-1	4.6	5.4	9.0	10.0	11.5	12.9	25.0	50.5	100.0	90	0.18
1/4-1	6.2	7.0	10.6	11.6	14.6	16.0	22.5	45.0	90.0	100	0.27
5/16-1	7.7	8.5	12.5	13.5	16.2	17.6	21.5	43.0	85.0	115	0.33
3/8-1	9.3	10.3	14.5	15.7	18.5	19.9	18.0	36.0	72.0	130	0.40
1/2-1	12.3	13.5	17.5	19.0	21.8	23.4	16.0	32.0	64.0	180	0.50
5/8-1	15.5	16.7	20.6	22.2	24.7	26.3	13.0	26.0	52.0	200	0.58
3/4-1	18.6	19.8	24.3	25.5	28.7	30.3	10.5	21.0	42.0	240	0.73
1-1	25.0	26.4	31.9	33.1	36.3	37.9	8.8	17.5	35.0	300	1.04
1 1/4-1	31.4	33.0	39.2	40.8	43.3	45.7	6.3	15.0	25.0	420	1.28
1 1/2-1	37.7	39.3	44.9	46.5	49.8	52.2	5.0	10.0	20.0	500	1.51
2-1	50.4	52.0	58.7	60.3	64.3	66.7	4.0	8.0	16.0	630	2.20
3/16-2	4.6	5.4	10.6	11.6	14.6	16.0	41.5	83.0	165.0	90	0.33
1/4-2	6.1	7.0	12.6	13.6	16.3	17.7	40.0	80.0	160.0	100	0.42
5/16-2	7.7	8.5	14.1	15.1	18	19.4	35.0	70.0	140.0	115	0.47
3/8-2	9.3	10.3	16.3	17.5	20.3	21.7	33.0	66.0	132.0	130	0.60
1/2-2	12.3	13.5	19.4	20.6	23.4	25.0	27.5	55.0	110.0	180	0.73
5/8-2	15.5	16.7	22.2	23.8	26.6	28.2	25.0	50.0	100.0	200	0.85
3/4-2	18.6	19.8	26.2	27.8	30.6	32.2	21.5	43.0	85.0	240	1.03
1-2	25.0	26.4	33.6	34.8	37.7	39.3	16.5	32.5	65.0	300	1.44
1 1/4-2	31.4	33.0	43.6	45.0	48.0	50.4	12.5	25.0	50.0	420	2.14
1 1/2-2	37.7	39.3	49.6	51.4	54.4	56.8	9.0	18.0	36.0	500	2.50
2-2	50.4	52.0	62.3	64.7	67.0	69.4	8.0	16.0	32.0	630	3.07


LT683 EN857 SC
钢丝编织液压软管
WIRE BRAID HYDRAULIC HOSE
软管结构
内胶层:黑色耐油合成橡胶

增强层:一层或两层编织的高强超柔钢丝

外胶层:黑色耐油、耐天候、耐磨合成橡胶

温度范围:-40°C 至 +100°C (-40°F 至 +212°F)

应用:适用于输送水基、石油基及可生物降解的液压油。

Hose Construction
Inner Tube:black oil resistant synthetic rubber

Reinforcement:one or two braids of high tensile super flexible steel wire

Outer Layer:black oil, weather, and abrasion resistant synthetic rubber

Temperature Range:-40°C ~ +100°C (-40°F ~ +212°F)

Application: Suitable to convey water-based, petroleum-based, and biodegradable hydraulic oil.

规格	 软管内径 I.D		 增强层外径 W.D		 软管外径 O.D		 最大 工作压力 Max.W.P		 试验压力 P.P		 最小爆 破压力 Min.B.P		 最小弯 曲半径 Min.B.R		 参考重量 W.T
	最小	最大	最小	最大	最小	最大	MPa	psi	MPa	psi	MPa	psi	MPa	mm	kg/m
SIZE	Min	Max	Min	Max	Min	Max									
inch	Min	Max	Min	Max	Min	Max									
1/4-1	6.1	6.9	9.9	10.9	11.8	13.2	22.5	3260	45	6265	90	13050	2.95	75	0.18
5/16-1	7.7	8.5	11.2	12.2	13.1	14.5	21.5	3120	43	6235	86	12470	3.35	85	0.20
3/8-1	9.3	10.1	13.3	14.3	15.1	16.5	18	2610	36	5220	72	10440	3.54	90	0.27
1/2-1	12.3	13.5	16.4	17.6	18.9	20.3	16	2320	32	4640	64	9280	5.12	130	0.35
5/8-1	15.5	16.7	19.8	21.0	21.9	23.3	13	1885	26	3770	52	7540	5.91	150	0.42
3/4-1	18.6	19.8	23.1	24.5	25.6	27.2	10.5	1520	21	3045	42	6090	7.09	180	0.54
1-1	25.0	26.4	30.5	31.9	33.2	34.8	8.8	1280	17.6	2550	35.5	5100	9.06	230	0.78
1/4-2	6.1	6.9	11.2	12.2	12.9	14.3	40	5800	80	11600	160	23200	2.96	75	0.28
5/16-2	7.7	8.5	12.8	13.8	14.5	15.9	35	5075	70	10150	140	20300	3.35	85	0.32
3/8-2	9.3	10.1	14.9	15.9	16.8	18.2	33	4785	66	9570	132	19140	3.54	90	0.43
1/2-2	12.3	13.5	18.0	19.2	20.0	21.6	27.5	3990	55	7975	110	15950	5.12	130	0.52
5/8-2	15.5	16.7	21.4	22.6	23.2	24.8	25	3625	50	7150	100	14500	6.69	170	0.66
3/4-2	18.6	19.8	25.0	26.4	27.4	29.0	21.5	3120	43	6235	86	12470	7.87	200	0.83
1-2	25.0	26.4	32.4	33.8	34.5	36.1	16.5	2390	33	4785	66	9570	9.84	250	1.17



LT685 MT/T98

MT98 矿用钢丝编织液压软管

WIRE BRAID HYDRAULIC HOSE FOR MINING

软管结构

内胶层:黑色耐油合成橡胶

增强层:一层、两层或三层编织的高强超柔钢丝

外胶层:黑色耐油、耐天候、耐磨合成橡胶

温度范围:-40°C 至 +100°C (-40°F 至 +212°F)

Hose Construction

Inner Layer:black oil resistant synthetic rubber

Reinforcement:one, two, or three braids of high tensile super flexible steel wire









Outer Layer:black oil, weather, and abrasion resistant synthetic rubber

Temperature Range:-40°C ~ +100°C (-40°F ~ +212°F)

应用:适用于煤矿液压支架、综合采煤机组等煤矿机械输送矿物油、水基液压油或水等介质。

Application: Suitable to convey medium like mineral oil, water-based hydraulic oil, or water in coal mining machinery such as coal mining hydraulic support and coal shearer.



规格	 软管内径 I.D		 增强层外径 W.D		 软管外径 O.D		 最大 工作压力 Max.W.P	 试验压力 P.P	 最小爆 破压力 Min.B.P	 最小弯 曲半径 Min.B.R	 参考重量 W.T
	最小 Min	最大 Max	最小 Min	最大 Max	最小 Min	最大 Max	MPa	MPa	MPa	mm	kg/m
1/4-1	6.1	6.9	11.1	12.1	14.2	15.4	32	40	80	100	0.26
5/16-1	7.8	8.5	13.0	14.0	16.2	17.4	28	35	70	115	0.31
3/8-1	9.8	10.5	15.1	16.1	18.1	19.3	25.6	32	64	130	0.37
1/2-1	12.8	13.5	18.9	19.9	21.9	23.1	22.4	33.6	56	180	0.48
5/8-1	15.8	16.6	22.0	23.0	24.7	26.3	16.8	21	42	205	0.57
3/4-1	18.8	19.8	25.0	26.0	27.6	29.2	14.4	18	36	240	0.66
7/8-1	21.8	22.8	28.0	29.0	30.6	32.2	12.8	16	32	280	0.73
1-1	25.0	26.0	31.3	32.5	34.2	35.8	11.2	14	28	300	0.86
1 1/4-1	31.6	33.6	38.3	39.9	41.8	44.2	9.0	11.5	22.5	420	1.15
1 1/2-1	37.7	39.8	44.8	46.4	48.1	50.3	7.0	9	17.5	500	1.29
1 3/4-1	44.6	45.6	51.8	53.4	55.4	57.6	5.0	8	12.5	550	1.55
2-1	50.7	52.0	57.8	59.4	61.3	63.7	3.0	6	7.5	630	1.77
1/4-2	6.1	6.9	12.9	13.9	16.0	17.2	60.0	75	150	100	0.40
5/16-2	7.8	8.5	14.9	15.9	18.0	19.2	48.0	60	120	115	0.47
3/8-2	9.8	10.5	16.6	17.6	19.9	21.1	40.0	50	100	130	0.55
1/2-2	12.8	13.5	20.7	21.7	23.7	24.9	36.0	45	90	180	0.71
5/8-2	15.8	16.6	23.4	24.6	26.5	28.1	32.0	40	80	205	0.86
3/4-2	18.8	19.8	26.4	27.6	29.4	31	25.0	31.5	62.5	240	0.95
7/8-2	21.8	22.8	29.5	30.7	32.3	34.1	22.0	27.5	55	280	1.05
1-2	25.0	26.0	32.8	34.0	36	37.6	21.0	26.5	52.5	300	1.25
1 1/4-2	31.6	33.6	39.8	41.4	43.6	45.8	17.0	21.5	42.5	420	1.57
1 1/2-2	37.7	39.8	46.4	48.0	49.8	52.2	12.0	15	30	500	1.88
1 3/4-2	44.6	45.6	53.4	55.0	56.8	59.2	9.0	13.5	22.5	55	2.13
2-2	50.7	52.0	59.4	61.0	62.8	65.2	8.0	12	20	630	2.45
5/16-3	7.8	8.5	16.5	17.5	19.6	20.8	50.0	75	125	115	0.61
3/8-3	9.8	10.5	18.0	19.2	21.5	22.7	45.0	62.5	112.5	130	0.69
1/2-3	12.8	13.5	22.1	23.3	25.5	26.7	40.0	56	100	180	0.94
5/8-3	15.8	16.6	25.1	26.3	28.3	29.9	35.0	43.5	87.5	205	1.16
3/4-3	18.8	19.8	28.1	29.3	31.2	32.8	28.0	35	70.5	240	1.26
7/8-3	21.8	22.8	31.1	32.3	34.2	35.8	25.0	31.5	62.5	280	1.43
1-3	25.0	26.0	34.6	35.6	37.2	38.8	24.0	30	60.5	300	1.59
1 1/4-3	31.6	33.6	41.4	43.0	45.4	47.6	19.0	24	47.5	420	2.05
1 1/2-3	37.7	39.8	48.0	49	51.8	54.2	15.0	19	37.5	500	2.44


LT686 MT/T98

MT98 矿用大口径钢丝编织液压软管

WIRE BRAID HYDRAULIC HOSE FOR MINING

软管结构

内胶层:黑色耐油合成橡胶

增强层:一层或两层编织的高强超柔钢丝

外胶层:黑色耐油、耐天候、耐磨合成橡胶

温度范围:-40°C 至 +100°C (-40°F 至 +212°F)

应用:适用于煤矿液压支架、综合采煤机组等煤矿机械输送矿物油、水基液压油或水等介质。



Hose Construction

Inner Tube:black oil resistant synthetic rubber

Reinforcement:one or two braids of high tensile super flexible steel wire

Outer Layer:black oil, weather, and abrasion resistant synthetic rubber

Temperature Range:-40°C ~ +100°C (-40°F ~ +212°F)

Application:Suitable to convey medium like mineral oil, water-based hydraulic oil, or water in coal mining machinery such as coal mining hydraulic support and coal shearer.

规格	规格	 软管内径 I.D.		 增强层外径 W.D.		 软管外径 O.D.		 最大工作压力	 试验压力	 最小爆破压力	 最小弯曲半径	 参考重量
		最小	最大	最小	最大	最小	最大	Max.W.P	P.P	Min.B.P	Min.B.R	W.T
SIZE	SIZE	Min	Max	Min	Max	Min	Max	MPa	MPa	MPa	mm	kg/m
DASH	IN	Min	Max	Min	Max	Min	Max	MPa	MPa	MPa	mm	kg/m
64	2 1/2-1	63.5	65.3	71	73	76	80	3.5	5.25	10.5	800	2.42
76	3-1	75.5	77.5	83	85	88	92	3	4.5	9	920	2.86
85	3 3/8-1	84.5	86.7	92	94	97	101	2.5	3.75	7.5	1000	3.10
89	3 1/2-1	88.4	90	96.5	98.5	102	106	2.5	3.75	7.5	1100	3.34
102	4-1	101	104.5	110	115	116	121	2	3	6	1300	3.78
64	2 1/2-2	63.5	65.3	73	75	78	80	7	10.5	21	800	3.30
76	3-2	75.5	77.5	85	87	90	94	6	9	18	920	3.90
85	3 3/8-2	84.5	86.7	94	96	99	103	5	7.5	15	1000	4.30
89	3 1/2-2	88.4	90	98.5	100.5	104	108	5	7.5	15	1100	4.54
102	4-2	101	104.5	112	116	118	123	4	6	12	1300	5.50


LT687 SAE 100R16

钢丝编织液压软管
WIRE BRAID HYDRAULIC HOSE
软管结构
内胶层: 黑色耐热油合成橡胶

增强层: 一层或两层编织的高强超柔钢丝

外胶层: 黑色耐油、耐天候、耐磨合成橡胶

温度范围: -40°C 至 +121°C (-40°F 至 +250°F)

应用: 适用于输送水基、石油基及可生物降解的液压油。

Hose Construction
Inner Tube: black hot oil resistant synthetic rubber

Reinforcement: one or two braids of high tensile super flexible steel wire

Outer Layer: black oil, weather, and abrasion resistant synthetic rubber

Temperature Range: -40°C ~ +121°C (-40°F ~ +250°F)

Application: Suitable to convey water-based, petroleum-based, and biodegradable hydraulic oil.

规格	规格	 软管内径 I.D.		 增强层外径 W.D.		 软管外径 O.D.		 最大 工作压力 Max.W.P.		 试验压力 P.P.		 最小爆 破压力 Min.B.P.		 参考重量 W.T.
		最小	最大	最小	最大	最小	最大	MPa	psi	MPa	psi	MPa	psi	
SIZE	SIZE	Min	Max	Min	Max	Min	Max	MPa	psi	MPa	psi	MPa	psi	kg/m
-4	1/4	6.2	7.0	10.7	11.7	12.6	13.8	35	5075	70	10150	140	20300	0.3
-5	5/16	7.7	8.5	12.1	13.3	14.4	15.6	29.7	4305	59.5	8625	119	17255	0.34
-6	3/8	9.3	10.1	14.5	15.5	16.4	17.6	28	4060	56	8120	112	16240	0.42
-8	1/2	12.3	13.5	17.9	18.9	19.9	21.1	24.5	3550	49	7105	98	14210	0.54
-10	5/8	15.5	16.7	21.4	22.6	23.2	24.8	21	3040	42	6680	84	12180	0.68
-12	3/4	18.6	19.8	25.1	26.3	27.2	28.8	21	3040	42	6080	84	12180	0.80
-16	1	25.0	26.4	32.3	33.9	34.1	36.5	14	2030	28	4060	56	8120	1.15
-20	1 1/4	31.4	33.0	40.3	41.9	42.8	45.2	11.3	1635	22.7	3290	45.5	6595	1.83

钢丝编织液压软管

WIRE BRAID HYDRAULIC HOSE

软管结构

内胶层:黑色耐油合成橡胶

增强层:一层或两层编织的高强超柔钢丝

外胶层:黑色耐油、耐天候、耐磨合成橡胶

温度范围:-40°C 至 +100°C (-40°F 至 +212°F)

应用:适用于输送水基、石油基及可生物降解的液压油。



Hose Construction

Inner Tube:black oil resistant synthetic rubber

Reinforcement:one or two braids of high tensile super flexible steel wire

Outer Layer:black oil, weather, and abrasion resistant synthetic rubber

Temperature Range:-40°C ~ +100°C (-40°F ~ +212°F)

Application: Suitable to convey water-based, petroleum-based, and biodegradable hydraulic oil.

规格	规格	 软管内径 I.D.		 增强层外径 W.D.		 软管外径 O.D.		 最大工作压力 Max.W.P.	 试验压力 P.P.	 最小爆破压力 Min.B.P.	 最小弯曲半径 Min.B.R.	 参考重量 W.T.
		SIZE	SIZE	最小	最大	最小	最大	最小	最大	MPa	MPa	MPa
DASH	IN	Min	Max	Min	Max	Min	Max	MPa	MPa	MPa	mm	kg/m
-4	1/4	6.2	7.0	10.3	11.3	12.2	13.4	21	42	84	50	0.19
-5	5/16	7.7	8.5	11.8	12.8	13.7	14.9	21	42	84	55	0.22
-6	3/8	9.3	10.1	13.6	14.6	15.5	16.7	21	42	84	65	0.28
-8	1/2	12.3	13.5	16.8	17.8	19.4	20.6	21	42	84	90	0.38
-10	5/8	15.5	16.7	22.2	23.2	23.9	25.1	21	42	84	100	0.68
-12	3/4	18.6	19.8	25.1	26.3	26.9	28.5	21	42	84	120	0.83
-16	1	25.5	26.4	33.2	34.4	35.7	37.3	21	42	84	150	1.29


LT689 SAE 100R19

紧凑型钢丝编织液压软管
COMPACT WIRE BRAID HYDRAULIC HOSE
软管结构
内胶层: 黑色耐油合成橡胶

增强层: 一层或两层编织的高强超柔钢丝

外胶层: 黑色耐油、耐天候、耐磨合成橡胶

温度范围: -40°C 至 +100°C (-40°F 至 +212°F)

应用: 适用于输送水基、石油基及可生物降解的液压油。

Hose Construction
Inner Tube: black oil resistant synthetic rubber

Reinforcement: one or two braids of high tensile super flexible steel wire

Outer Layer: black oil, weather, and abrasion resistant synthetic rubber

Temperature Range: -40°C ~ +100°C (-40°F ~ +212°F)

Application: Suitable to convey water-based, petroleum-based, and biodegradable hydraulic oil.

规格	规格	软管内径 I.D		增强层外径 W.D		软管外径 O.D	外胶层厚度		最大 工作压力	试验压力	最小爆破 压力	最小弯 曲半径	参考重量
		最小	最大	最小	最大	最大	最小	最大	Max.W.P	P.P	Min.B.P	Min.B.R	W.T
SIZE	SIZE	Min	Max	Min	Max	Min	Min	Max	MPa	MPa	MPa	mm	kg/m
DASH	IN	Min	Max	Min	Max	Min	Min	Max	MPa	MPa	MPa	mm	kg/m
-3	3/16	4.6	5.4	10.3	11.9	12.7	0.8	1.5	28	28	56	45	0.169
-4	1/4	6.2	7.0	11.1	12.1	14.4	0.8	1.5	28	28	56	50	0.210
-5	5/16	7.7	8.5	12.7	13.7	16.3	0.8	1.5	28	28	56	55	0.254
-6	3/8	9.3	10.1	14.6	15.6	18.0	0.8	1.5	28	28	56	65	0.466
-8	1/2	12.3	13.5	18.0	19.0	22.6	0.8	1.5	28	28	56	90	0.586
-10	5/8	15.5	16.7	20.9	21.9	27.5	0.8	1.5	28	28	56	100	0.749
-12	3/4	18.6	19.8	24.9	25.9	32.5	0.8	2.2	28	28	56	120	1.457


LT 699 ISO18752-AC/BC

大力神钢丝编织液压软管
ARTERY® WIRE BRAID HYDRAULIC HOSE

软管结构
内胶层: 丁腈合成橡胶

增强层: 一层或两层编织的高强超柔钢丝，一层编织脉冲超30万次，
两层编织脉冲超50万次

外胶层: 免剥耐油、耐磨、耐天候合成橡胶

温度范围: -40°C~+100°C(-40°F~+212°F); -55°C~+100°C (-67°F~+212°F)

应用: 具有高压、耐脉冲等特点，适用于挖掘机等大型工程机械。


Hose Construction
Inner Tube: NBR synthetic rubber

Reinforcement: one or two braids of high tensile super flexible steel wire,
one braid $\geq 300,000$ impulse cycles,
two braids $\geq 500,000$ impulse cycles

Outer Layer: skiving-free oil, abrasion, and weather resistant synthetic rubber

Temperature Range: -40°C ~ +100°C (-40°F ~ +212°F); -55°C ~ +100°C (-67°F ~ +212°F)

Application: Remarkable performance on high pressure and high impulse.
Widely apply to excavator and other heavy duty construction machinery.

产品型号 SIZE	规格	 软管内径 I.D		 增强层外径 W.D		 软管外径 O.D		 最大 工作压力	 试验压力	 最小爆 破压力	最小脉冲 次数 Min.Impulse 万次 10K	 最小弯 曲半径 Min.B.R	 参考重量 W.T
		最小 Min	最大 Max	最小 Min	最大 Max	最小 Min	最大 Max	Max.W.P	P.P	Min.B.P			
		SIZE	IN	mm	mm	mm	mm	mm	mm	MPa	MPa	MPa	CYCLES
-4	1/4-1	5.8	6.5	10.7	11.7	12.9	13.9	25	50	100	30	80	0.20
-5	5/16-1	7.7	8.5	12.5	13.5	14.7	15.7	25	50	100	30	92	0.25
-6	3/8-1	9.8	10.5	14.5	15.5	16.9	17.9	21	42	84	30	104	0.32
-8	1/2-1	12.8	13.5	17.7	18.7	20.2	21.2	18	36	72	30	144	0.40
-10	5/8-1	15.8	16.6	20.7	21.7	23.5	24.5	14	28	56	30	160	0.50
-12	3/4-1	18.8	19.8	24.4	25.4	27.0	29.0	14	28	56	30	192	0.67
-16	1-1	24.8	25.8	32	33	35.4	36.6	9	18	36	30	240	0.91
-20	1 1/4-1	31.4	33	39.3	40.7	42.7	44.3	6.3	13	25	30	400	1.19
-24	1 1/2-1	37.7	39.3	45	46.4	48.4	50	5	10	20	30	480	1.33
-32	2-1	50.4	52	58.8	60.2	62.2	63.8	4	8	16	30	560	1.87
-4	1/4-2	5.8	6.5	12.6	13.6	14.5	15.5	42	84	168	50	80	0.35
-5	5/16-2	7.7	8.5	14	15	15.8	16.8	35	84	140	50	92	0.40
-6	3/8-2	9.8	10.5	16.4	17.4	18.2	19.2	35	70	140	50	104	0.52
-8	1/2-2	12.8	13.5	19.5	20.5	21.7	22.7	28	56	112	50	144	0.63
-10	5/8-2	15.8	16.6	22.5	23.5	24.9	25.9	28	56	112	50	160	0.76
-12	3/4-2	18.8	19.8	26.5	27.5	29	30.2	25	50	100	50	192	0.94
-16	1-2	24.8	25.8	33.5	34.5	36.5	37.7	21	42	84	50	240	1.37
-20	1 1/4-2	31.4	33.0	43.5	44.9	46.7	48.3	14	28	56	50	400	2.00
-24	1 1/2-2	37.7	39.3	49.8	51.2	53.2	54.8	9.0	18	36	50	480	2.30
-32	2-2	50.4	52.0	62.5	63.9	66	67.6	8.0	16	32	50	610	3.02



LT SA699 Exceeds ISO18752-BC

超级大力神钢丝编织液压软管

SUPER ARTERY® WIRE BRAID HYDRAULIC HOSE

软管结构

内胶层: 氯丁/丁腈合成橡胶

增强层: 一层或两层编织的高强超柔钢丝，一层编织脉冲超30万次，
两层编织脉冲超50万次

外胶层: 免剥耐油、耐磨、耐天候合成橡胶

温度范围: -40°C~+121°C(-40°F~+250°F); -55°C~+100°C (-67°F~+212°F)

应用: 具有低弯曲、高压、长寿命、高脉冲等特点，配套使用利通科技专供一体式软管接头及HNBR密封件，耐天候五年以上，质保两年，适用于挖掘机等大型工程机械或苛刻工况环境。



Hose Construction





Inner Layer: CR/NBR synthetic rubber

Reinforcement: one or two braids of high tensile super flexible steel wire, one braid $\geq 300,000$ impulse cycles, two braids $\geq 500,000$ impulse cycles

Outer Layer: skiving-free oil, abrasion, and weather resistant synthetic rubber

Temperature Range: -40°C~+121°C (-40°F~+250°F); -55°C~+100°C (-67°F~+212°F)

Application: Remarkable performance on tight bend radius, high pressure, long service life, and high impulse, weather resistant for more than five years and warranted for two years with Letone hose fittings and HNBR seals. Widely apply to excavator and other heavy duty construction machinery or harsh working environment.

产品类型 TYPE	产品规格 SIZE(inch)	 软管内径 I.D.(mm)	 工作压力 W.P.(MPa)	 爆破压力 B.P.(MPa)	 最小弯曲半径 MIN.B.R.(mm)
SA699-1BC/CS	1/4"	6.4	29.5	118	40
SA699-1BC/CS	5/16"	7.9	25	100	55
SA699-1BC/CS	3/8"	9.5	23	92	65
SA699-1BC/CS	1/2"	12.7	20	80	80
SA699-1BC/CS	5/8"	15.9	15	60	105
SA699-1BC/CS	3/4"	19	14	56	120
SA699-1BC/CS	1"	25.4	11	44	160
SA699-1BC/CS	1 1/4"	31.8	10	40	300
SA699-1BC/CS	1 1/2"	38.1	5	20	480
SA699-1BC/CS	2"	50.8	4	16	560
SA699-2BC/CS	1/4"	6.4	42	168	55
SA699-2BC/CS	5/16"	7.9	38	152	60
SA699-2BC/CS	3/8"	9.5	35	140	70
SA699-2BC/CS	1/2"	12.7	31	124	110
SA699-2BC/CS	5/8"	15.9	28	112	130
SA699-2BC/CS	3/4"	19	25	100	160
SA699-2BC/CS	1"	25.4	21	84	210
SA699-2BC/CS	1 1/4"	31.8	16.5	66	250
SA699-2BC/CS	1 1/2"	38.1	13.5	54	300
SA699-2BC/CS	2"	50.8	8	32	610


LT780
国标回油软管
OIL RETURN RUBBER HOSE
软管结构
内胶层:黑色耐油合成橡胶

增强层:一层编织或缠绕纤维层

外胶层:黑色耐油、耐天候、耐磨合成橡胶

温度范围:-40°C 至 +100°C (-40°F 至 +212°F)

应用:适用于输送石油基液压油、润滑油、水和空气等介质。

Hose Construction
Inner Tube:black oil resistant synthetic rubber

Reinforcement:one braid or one spiral of textile

Outer Layer:black oil, weather, and abrasion resistant synthetic rubber

Temperature Range:-40°C ~ +100°C (-40°F ~ +212°F)

Application: Suitable to convey petroleum-based hydraulic oil, lubricating oil, water, and air.

规格	规格	 软管内径 I.D.		 软管外径 O.D.		 最大工作压力 Max.W.P	 最小爆破压力 Min.B.P	 最小弯曲半径 Min.B.R	 参考重量 W.T
		最小	最大	最小	最大	MPa	MPa	mm	kg/m
SIZE	SIZE	Min	Max	Min	Max	MPa	MPa	mm	kg/m
DASH	IN	Min	Max	Min	Max	MPa	MPa	mm	kg/m
-4	1/4"	6.3	6.9	12.4	13.6	2	8	65	0.138
-5	5/16"	7.8	8.5	14.8	16.0	2	8	80	0.18
-6	3/8"	9.5	10.8	16.4	17.6	2	8	80	0.189
-8	1/2"	12.5	13.8	21.7	23.3	2	8	100	0.339
-10	5/8"	15.8	16.6	25.7	27.3	2	8	125	0.443
-12	3/4"	18.8	19.8	28.9	30.5	2	8	150	0.528
-14	7/8"	21.8	22.8	31.2	32.8	2	8	170	0.535
-16	1"	25.2	26.2	34.4	36.0	2	8	200	0.59
-20	1-1/4"	31.8	32.8	43.8	46.2	2	8	250	0.954
-24	1-1/2"	37.8	38.8	50.8	53.2	2	8	300	1.189
-32	2"	50.8	52.2	64.3	66.7	2	8	360	1.612
-40	2-1/2"	63.8	65.5	78.8	81.2	2	6	430	2.272
-48	3"	75.8	77.5	90.8	93.2	2	6	500	2.693


LT781 SAE 100R3

纤维编织软管
FIBER BRAID HOSE
软管结构
内胶层:黑色耐油合成橡胶

增强层:两层纤维编织

外胶层:黑色耐油、耐天候、耐磨合成橡胶

温度范围:-40°C 至 +100°C (-40°F 至 +212°F)

应用:适用于输送石油基液压油、润滑油、水和空气等介质。



Hose Construction
Inner Tube:black oil resistant synthetic rubber

Reinforcement:two braids of textile

Outer Layer:black oil, weather, and abrasion resistant synthetic rubber

Temperature Range:-40°C ~ +100°C (-40°F ~ +212°F)

Application: Suitable to convey medium like petroleum based hydraulic oil, lubrication oil, water, and air.

规格	规格	 软管内径 I.D		 软管外径 O.D		 最大工作压力 Max.W.P	 最小爆破压力 Min.B.P	 最小弯曲半径 Min.B.R	 参考重量 W.T	
		最小	最大	最小	最大				MPa	MPa
SIZE	SIZE	Min	Max	Min	Max	MPa	MPa	mm	kg/m	1b/ft
-3	3/16	4.6	5.5	11.9	13.6	10.5	42	75	0.15	0.14
-4	1/4	6.1	7.0	13.4	15.1	8.7	34.8	75	0.16	0.16
-5	5/16	7.4	8.5	16.7	18.3	8.4	33.6	100	0.25	0.21
-6	3/8	9.3	10.1	18.3	19.8	7.8	31.2	100	0.31	0.26
-8	1/2	12.3	13.5	22.8	24.6	7	28	125	0.40	0.38
-10	5/8	15.5	16.7	26.2	27.8	6.1	24.4	140	0.51	0.42
-12	3/4	18.5	19.8	30.7	32.5	5.2	20.8	150	0.61	0.58
-16	1	25.1	26.2	36.8	39.2	3.9	15.6	205	0.91	0.74
-20	1 1/4	31.4	32.9	42.8	45.2	2.6	10.4	250	1.10	0.77


LT782 SAE 100R4

液压吸油回油软管

HYDRAULIC SUCTION AND RETURN LINE

软管结构

内胶层:黑色耐油合成橡胶

增强层:一层或两层纤维编织和一层螺旋钢丝

外胶层:黑色耐油、耐天候、耐磨合成橡胶

温度范围:-40°C 至 +100°C (-40°F 至 +212°F)

应用:适用于输送石油基液压油、润滑油、水和空气等介质。



Hose Construction

Inner Tube:black oil resistant synthetic rubber

Reinforcement:one or two braids of textile and a helical spiral-wire

Outer Layer:black oil, weather, and abrasion resistant synthetic rubber

Temperature Range:-40°C ~ +100°C (-40°F~ +212°F)

Application: Suitable to convey medium like petroleum based hydraulic oil, lubrication oil, water, and air.

规格	规格	软管内径 I.D		软管外径 O.D	最大工作压力 Max.W.P		试验压力 P.P		最小爆破压力 Min.B.P		参考重量 W.T
		最小	最大	最大	MPa	psi	MPa	psi	MPa	psi	
SIZE	SIZE	Min	Max	Max	MPa	psi	MPa	psi	MPa	psi	kg/m
-12	3/4	18.2	19.8	34.0	2.1	305	4.2	610	8.4	1210	0.68
-16	1	24.6	26.2	40.0	1.7	250	3.5	510	7	1015	0.84
-20	1 1/4	30.6	33.0	48.0	1.4	200	2.8	410	5.6	810	1.13
-24	1 1/2	36.9	39.3	54.0	1.05	150	2.1	305	4.2	610	1.41
-32	2	49.2	52.4	68.0	0.7	100	1.4	200	2.8	410	1.85
-40	2 1/2	61.9	65.1	81.0	0.4	60	0.85	120	1.7	250	2.28
-48	3	74.6	77.8	93.0	0.4	60	0.8	120	1.6	230	2.64
-56	3 1/2	87.3	90.5	106.0	0.3	40	0.6	90	1.25	180	3.02
-64	4	100.0	103.2	120.0	0.25	40	0.6	70	1	145	3.21


LT783 SAE 100R5

液压软管

HYDRAULIC HOSE

软管结构

内胶层:黑色耐油合成橡胶

增强层:一层编织的高强度钢丝

外胶层:浸胶纤维编织层

温度范围:-40°C 至 +100°C (-40°F 至 +212°F)

应用:适用于输送石油基液压油、润滑油、水和空气等介质。



Hose Construction

Inner Tube:black oil resistant synthetic rubber

Reinforcement:one braid of high tensile steel wire

Outer Layer:textile braid impregnated with synthetic rubber

Temperature Range:-40°C ~ +100°C (-40°F ~ +212°F)

Application: Suitable to convey medium like petroleum based hydraulic oil, lubrication oil, water, and air.

规格	规格	 软管内径 I.D		 软管外径 O.D		 最大工作压力 Max.W.P	 试验压力 P.P	 最小爆破压力 Min.B.P	 参考重量 W.T
		最小	最大	最小	最大				
SIZE	SIZE	Min	Max	Min	Max	MPa	MPa	MPa	kg/m
DASH	IN	Min	Max	Min	Max	MPa	MPa	MPa	kg/m
-3	3/16	4.6	5.5	12.5	13.5	21	42	84	0.20
-4	1/4	6.1	7.2	14.1	15.1	21	42	84	0.25
-5	5/16	7.9	8.7	16.2	17.4	15.7	31.4	62.8	0.31
-6	3/8	10.3	11.1	18.4	19.6	14	28	56	0.36
-8	1/2	12.7	13.7	22.2	23.8	12.2	24.4	48.8	0.45
-10	5/8	15.9	17.0	26.2	27.8	10.5	21	42	0.60
-14	7/8	22.2	23.3	30.0	38.8	5.6	11.2	22.4	0.70
-18	1 1/8	28.6	29.8	36.3	38.7	4.3	8.6	17.2	0.85
-22	1 3/8	34.9	36.1	42.8	45.2	3.5	7	14	1.00
-28	1 3/4	46.0	47.2	54.3	56.7	2.4	4.8	9.6	1.40
-38	2 3/8	60.3	61.9	70.8	73.2	2.4	4.8	9.6	2.16
-48	3	76.2	77.8	88.3	90.7	1.4	2.8	5.6	2.84


LT784 SAE 100R6

纤维编织软管
FIBER BRAID HOSE
软管结构
内胶层:黑色耐油合成橡胶

增强层:一层纤维编织

外胶层:黑色耐油、耐天候、耐磨合成橡胶

温度范围:-40°C 至 +100°C (-40°F 至 +212°F)

应用:适用于输送石油基液压油、润滑油、水和空气等介质。

Hose Construction
Inner Tube:black oil resistant synthetic rubber

Reinforcement:one braid of textile

Outer Layer:black oil, weather, and abrasion resistant synthetic rubber

Temperature Range:-40°C ~ +100°C (-40°F ~ +212°F)

Application: Suitable to convey medium like petroleum based hydraulic oil, lubrication oil, water, and air.

规格	规格	软管内径 I.D		软管外径 O.D		最大工作压力 Max.W.P		最小爆破压力 Min.B.P		最小弯曲半径 Min.B.R	参考重量 W.T
		最小	最大	最小	最大	MPa	psi	MPa	psi	psi	kg/m
SIZE	SIZE	Min	Max	Min	Max	MPa	psi	MPa	psi	psi	kg/m
-3	3/16	4.6	5.5	11.0	12.2	3.4	500	13.6	2000	50	0.10
-4	1/4	6.1	6.9	12.4	13.6	2.8	400	11.2	1600	65	0.13
-5	5/16	7.4	8.5	14.2	15.4	2.8	400	11.2	1600	80	0.16
-6	3/8	9.3	10.1	15.7	16.9	2.8	400	11.2	1600	80	0.18
-8	1/2	12.3	13.5	19.5	21.1	2.8	400	11.2	1600	100	0.25
-10	5/8	15.5	16.7	22.7	24.3	2.4	340	9.6	1360	125	0.29
-12	3/4	18.2	19.8	26.2	27.8	2.1	340	8.4	1200	150	0.37


LT785 GB1186

压缩空气管
COMPRESSED AIR HOSE
软管结构
内胶层:黑色合成橡胶

增强层:一层或两层纤维编织

外胶层:耐天候、耐磨合成橡胶

温度范围:-40°C 至 +70°C (-40°F 至 +158°F)

应用:适用于各种动力机械及风动工具在常温下输送压缩空气、水或惰性气体。






Hose Construction
Inner Tube:black synthetic rubber

Reinforcement:one or two braids of textile

Outer Layer:weather and abrasion resistant synthetic rubber

Temperature Range:-40°C ~ +70°C (-40°F ~ +158°F)

Application: Suitable to all kinds of power machinery and pneumatic tools to convey compressed air water or noble gases under the normal temperature.

规格	规格	 软管内径 I.D		 软管外径 O.D	 最大工作压力 Max.W.P	 最小爆破压力 Min.B.P	 参考重量 W.T
		最小	最大				
SIZE	SIZE	Min	Max	Min	MPa	MPa	kg/m
DASH	IN	Min	Max	Min	MPa	MPa	kg/m
-8	1/2	12.5	14.0	23	1.0	4.0	0.34
-10	5/8	15.5	17.0	26	1.0	4.0	0.40
-12	3/4	18.5	20.0	29	1.0	4.0	0.45
-16	1	24.5	26.0	35	1.0	4.0	0.48
-20	1 1/4	31.5	33.0	45	1.0	4.0	0.95
-24	1 1/2	37.5	39.0	52	1.0	4.0	1.25
-32	2	50.0	52.5	66	1.0	4.0	1.60
-8	1/2	12.5	14.0	23	2.0	8.0	0.34
-10	5/8	15.5	17.0	26	2.0	8.0	0.41
-12	3/4	18.5	20.0	29	2.0	8.0	0.46
-16	1	24.5	26.0	35	2.0	8.0	0.50
-20	1 1/4	31.5	33.0	45	2.0	8.0	0.97
-24	1 1/2	37.5	39.0	52	2.0	8.0	1.27
-32	2	50.0	52.5	66	2.0	8.0	1.70


LT787 EN854 2TE & 3TE

回油软管

OIL RETURN LINE

软管结构

内胶层:黑色耐油合成橡胶

增强层:一层或两层纤维编织

外胶层:黑色耐油、耐天候、耐磨合成橡胶

温度范围:-40°C 至 +100°C (-40°F 至 +212°F)

应用:适用于输送石油基液压油、原油、燃油、润滑油、乳化油、空气和水等。



Hose Construction

Inner Tube:black oil resistant synthetic rubber

Reinforcement:one or two braids of textile

Outer Layer:black oil, weather, and abrasion resistant synthetic rubber

Temperature Range:-40°C ~ +100°C (-40°F ~ +212°F)

Application: Suitable to convey petroleum-based hydraulic oil, crude oil, fuel oil, lubricating oil, emulsified oil, air, and water.

规格	规格	 软管内径 I.D.		 软管外径 O.D.		 最大 工作压力 Max.W.P	 试验压力 P.P	 最小爆 破压力 Min.B.P	 最小弯 曲半径 Min.B.R	 参考重量 W.T
		最小	最大	最小	最大	Min	MPa	Mpa	mm	kg/m
DASH	IN	Min	Max	Min	Max	Min				
-4	1/4-1	6.1	6.9	12.4	13.6	7.5	15	30	40	0.14
-5	5/16-1	7.4	8.5	14.2	15.4	6.8	13.6	27.2	50	0.16
-6	3/8-1	9.3	10.1	16.0	17.2	6.3	12.6	25.2	60	0.18
-8	1/2-1	12.3	13.5	18.9	20.5	5.8	11.6	23.2	70	0.22
-10	5/8-1	15.5	16.7	23.0	24.6	5.0	10	20	90	0.30
-12	3/4-1	18.5	19.8	26.4	28.0	4.5	9	18	110	0.33
16	1-1	24.6	26.2	33.3	35.7	4.0	8	16	130	0.46
-20	1 1/4-1	30.8	32.8	40.8	43.2	3.5	7	14	140	0.22
-24	1/4-2	6.1	6.9	13.9	15.1	14.5	29	58.0	45	0.19
-32	5/16-2	7.4	8.5	16.2	17.4	13.0	26	52.0	55	0.23
-6	3/8-2	9.3	10.1	17.9	19.1	11.0	22	44.4	70	0.26
-8	1/2-2	12.3	13.5	21.0	22.6	9.3	18.6	37.2	85	0.30
-10	5/8-2	15.5	16.7	25.4	27.0	8.0	16	32.0	105	0.41
-12	3/4-2	18.2	19.8	28.2	29.8	7.0	14	28.0	130	0.47
-16	1-2	24.6	26.2	35.3	37.7	5.5	11	22.0	150	0.69
-20	1 1/4-2	30.8	32.8	40.8	43.2	4.5	9	18.0	190	0.73
-24	1 1/2-2	37.1	39.1	47.8	50.2	4.0	8	16.0	240	0.87
-32	2-2	50.0	52.0	60.8	64.0	3.0	6	13.2	300	1.16


LT788
喷沙软管
SAND BLASTING HOSE
软管结构

内胶层:黑色耐磨合成橡胶(可内衬UPE耐磨层)

增强层:编织纤维或钢丝

外胶层:黑色耐天候、耐磨合成橡胶

温度范围:-40°C 至 +70°C (-40°F 至 +158°F)

应用:适用于铁路、造船、建筑等行业对金属体表面进行风压喷沙除锈。


Hose Construction








Inner Tube:black abrasion resistant synthetic rubber (UPE layer is available)

Reinforcement:braided fiber or steel wire

Outer Layer:black weather and abrasion resistant synthetic rubber

Temperature Range:-40°C ~ +70°C (-40°F ~ +158°F)

Application: Apply to industries like railway, shipbuilding, and construction to remove rust on the metal surface.

规格	规格	 软管内径 I.D		 软管外径 O.D		 最大工作压力 Max.W.P	 试验压力 P.P	 最小爆破压力 Min.B.P	 最小弯曲半径 Min.B.R	 参考重量 W.T
		最小	最大	最小	最大					
SIZE	SIZE	Min	Max	Min	Max	Min	MPa	Mpa	mm	kg/m
DASH	IN	Min	Max	Min	Max	Min	MPa	Mpa	mm	kg/m
-10	5/8	15.5	16.7	28.2	29.8	1.0	2.0	4.0	105	0.98
-12	3/4	18.8	19.8	34.2	35.8	1.0	2.0	4.0	130	1.14
-16	1	24.8	25.8	42.8	45.2	1.0	2.0	4.0	150	1.50
-20	1 1/4	31.6	32.6	48.8	51.5	1.0	2.0	4.0	190	1.80
-24	1 1/2	37.7	38.8	57.5	60.5	1.0	2.0	4.0	240	2.10
-28	1 3/4	44.6	45.6	62.5	65.5	1.0	2.0	4.0	260	2.30
-32	2	50.7	52	69.5	72.5	1.0	2.0	4.0	300	2.75
-40	2 1/2	63.7	65.3	83.5	86.5	0.8	1.6	3.2	800	3.50
-48	3	75.5	77.3	100.0	104.0	0.8	1.6	3.2	920	4.50
-56	3 1/2	88.5	90.5	113.0	117.0	0.8	1.6	3.2	1100	5.50
-64	4	101.5	104	126.0	130.0	0.8	1.6	3.2	1300	6.50


LT790 SAE 100R7

纤维编织高压树脂软管
FIBER BRAID HIGH PRESSURE THERMOPLASTIC HOSE
软管结构
内层: 尼龙

增强层: 一层或两层合成纤维编织

外层: 聚氨酯

温度范围: -40°C~+100°C (-40°F~+212°F)

Hose Construction
Inner Tube: nylon

Reinforcement: one or two braids of synthetic fiber

Outer Layer: polyurethane

Temperature Range: -40°C~+100°C (-40°F~+212°F)

应用: 适用于输送石油基液压油、水基液压油, 可作为润滑管线、防喷器控制管线等, 广泛应用于液压升降机及农用和建筑机械。

Application: Suitable to transfer petroleum and water hydraulic oil, which could be used as lubrication lines and blowout preventer lines, etc, widely apply to hydraulic lifts, agricultural machines and construction machines.

 可定制双联软管
Twin hose is customizable

规格	规格	 软管内径 I.D	 软管外径 O.D	 最大工作压力 Max.W.P		 最小爆破压力 Min.B.P		 最小弯曲半径 Min.B.R
				MPa	psi	MPa	psi	
DASH	IN	mm	mm	MPa	psi	MPa	psi	mm
-3	3/16-1	4.8	10.3	21	3045	84	12180	35
-4	1/4-1	6.3	12.7	22.5	3260	90	13050	50
-5	5/16-1	7.9	14.3	19	2755	76	11020	50
-6	3/8-1	9.5	15.9	17.5	2540	70	10160	80
-8	1/2-1	12.7	19.8	14	2030	56	8120	100
-3	3/16-2	4.8	10.3	25	3620	100	14480	55
-4	1/4-2	6.3	13.3	27.4	3980	109.6	15920	75
-5	5/16-2	7.9	15	26	3770	104	15080	85
-6	3/8-2	9.5	18	25	3620	100	14480	100
-8	1/2-2	12.7	21.6	21	3040	84	12160	140
-10	5/8-2	15.9	23.6	16	2320	64	9280	165
-12	3/4-2	19	26.4	14	2030	56	8120	195
-16	1-2	25.4	34	10.5	1520	42	6080	256


LT791 SAE 100R7
钢丝编织高压树脂软管
WRIE BRAID HIGH PRESSURE THERMOPLASTIC HOSE
软管结构
内层: 尼龙

增强层: 一层或两层钢丝编织

外层: 聚氨酯

温度范围: -40°C~+100°C (-40°F~+212°F)

应用: 适用于输送石油基液压油、水基液压油, 可作为润滑管线、防喷器控制管线等, 广泛应用于液压升降机及农用和建筑机械。

Hose Construction
Inner Tube: nylon

Reinforcement: one or two braids of steel wire






Outer Layer: polyurethane

Temperature Range: -40°C~+100°C (-40°F~+212°F)

Application: Suitable to transfer petroleum and water hydraulic oil, which could be used as lubrication lines and blowout preventer lines, etc, widely apply to hydraulic lifts, agricultural machines and construction machines.




可定制双联软管
Twin hose is customizable

规格	规格	 软管内径 I.D	 软管外径 O.D	 最大工作压力 Max.W.P		 最小爆破压力 Min.B.P		 最小弯曲半径 Min.B.R
				MPa	psi	MPa	psi	
DASH	IN	mm	mm	MPa	psi	MPa	psi	mm
-3	3/16-1	4.8	9.8	35	5070	140	20280	30
-4	1/4-1	6.3	12.7	27.5	3990	110	15960	40
-5	5/16-1	7.9	14.3	25	3620	100	14480	55
-6	3/8-1	9.5	15.9	22.5	3260	63.6	13040	65
-8	1/2-1	12.7	19.8	17.5	2540	70	10160	85
-10	5/8-1	15.9	23.3	14	2030	56	8120	115
-12	3/4-1	19	26.5	12	1740	48	6960	140
-16	1-1	25.4	34	10	1450	40	5800	180
-4	1/4-2	6.3	13.3	35	5070	140	20280	40
-5	5/16-2	7.9	14.9	32.5	4710	130	18840	50
-6	3/8-2	9.5	16.7	29	4200	116	16800	70
-8	1/2-2	12.7	19.8	26	3770	104	15080	80
-10	5/8-2	15.9	23.3	20	2900	80	11600	130
-12	3/4-2	19	26	17.5	2540	70	10160	160
-16	1-2	25.4	33	12	1740	48	6960	220


LT794 SAE 100R8

芳纶纤维编织高压树脂软管
ARAMID FIBER BRAID HIGH PRESSURE THERMOPLASTIC HOSE
软管结构
内层: 尼龙
增强层: 一层或两层芳纶纤维编织
外层: 聚氨酯
温度范围: -40°C~+100°C (-40°F~+212°F)

Hose Construction
Inner Tube: nylon
Reinforcement: one or two braids of aramid fiber
Outer Layer: polyurethane
Temperature Range: -40°C~+100°C (-40°F~+212°F)
应用: 适用于输送石油基液压油、水基液压油, 可作为润滑管线、防喷器控制管线等, 广泛应用于液压升降机及农用和建筑机械。
Application: Suitable to transfer petroleum and water hydraulic oil, which could be used as lubrication lines and blowout preventer lines, etc, widely apply to hydraulic lifts, agricultural machines and construction machines.

规格	规格							
		软管内径 I.D	软管外径 O.D	最大工作压力 Max.W.P		最小爆破压力 Min.B.P		最小弯曲半径 Min.B.R
DASH	IN	mm	mm	MPa	psi	MPa	psi	mm
-3	3/16-2	4.8	10.3	35	5070	140	20280	35
-4	1/4-2	6.3	12.3	37.5	5440	150	21760	40
-5	5/16-2	7.9	14.3	32.5	4710	130	18840	45
-6	3/8-2	9.5	16.7	28	4060	112	16240	60
-8	1/2-2	12.7	22.5	35	5070	140	20280	80
-10	5/8-2	15.9	24.5	22.5	3260	90	13040	120
-12	3/4-2	19	28	17.5	2540	70	10160	140
-16	1-2	25.4	34	15	2170	60	8680	160


LT 799
超高压树脂软管
ULTRA-HIGH PRESSURE THERMOPLASTIC HOSE

软管结构
内层: 尼龙

增强层: 4~8层钢丝缠绕

外层: 超耐磨聚氨酯

温度范围: -30°C~+80°C (-22°F~+176°F)

Hose Construction
Inner Tube: nylon






Reinforcement: 4~8 plies of spiraled steel wire

Outer Layer: super abrasion resistant polyurethane

Temperature Range: -30°C~+80°C (-22°F~+176°F)

应用: 适用于在高压下输送水和液压油等介质, 广泛应用于高压喷涂、高压清洗、喷砂、工程机械、农林机械、石油化工等行业。

Application: Suitable to transfer water, oil and other medium under high pressure, widely apply to the industries like high pressure spraying, high pressure cleaning, sandblasting, engineering machinery, agricultural machinery, forestry machinery, petrochemical, etc.

规格	规格	 软管内径 I.D.	 软管外径 O.D.	 最大工作压力 Max.W.P.		 最小爆破压力 Min.B.P.		 最小弯曲半径 Min.B.R.
				bar	psi	bar	psi	
DASH	IN	mm	mm	bar	psi	bar	psi	mm
-2	1/8-2	3.5	7.2	1040	15000	2600	37700	60
-	5/32-2	4.1	9.8	1200	17400	3000	43500	65
-3	3/16-2	5.2	10.8	1040	15000	2600	37700	70
-4	1/4-2	6.4	11.5	1040	15000	2600	37700	85
-5	5/16-2	7.9	13.4	1040	15000	2600	37700	100
-6	3/8-2	9.9	16.4	690	10000	1725	25000	140
-8	1/2-2	12.8	20.4	690	10000	1725	25000	200
-	5/32-4	4	12.0	2200	31900	5500	79750	90
-3	3/16-4	5.1	12.8	1800	26100	4500	65250	95
-4	1/4-4	6.3	14.3	1640	23700	4100	59450	100
-5	5/16-4	8.2	16.6	1500	21700	3750	54375	105
-6	3/8-4	9.9	18.8	1400	20300	3500	50750	110
-8	1/2-4	12.8	22.5	1400	20300	3500	50750	120
-	5/32-6	4	11.8	2800	40600	7000	101500	140
-3	3/16-6	5	14.8	2500	36200	6250	90625	200
-4	1/4-6	6.3	16.0	2500	36200	6250	90625	210
-5	5/16-6	7.9	19.0	2500	36200	6250	90625	220
-6	3/8-6	9.9	20.8	2070	30000	5175	75000	250
-8	1/2-6	12.8	27.0	1800	26100	4500	65250	290
-12	3/4-6	18.8	35.0	1600	23200	4000	58000	350
-3	3/16-8	4.7	16.0	4000	58000	10000	145000	200
-4	1/4-8	6.3	18.0	3500	50750	8750	126875	230
-5	5/16-8	7.6	21.5	3200	55100	8000	116000	280
-8	1/2-8	12.8	28.7	3000	43600	7500	108750	350

成为全球流体技术产业领航者

TO BE THE WORLD'S LEADER OF THE FLUID TECHNOLOGY INDUSTRY



全国服务热线：400-6191-666

电话：0395-2610009

传真：0395-2610007

网址：WWW.LETONE.CN

邮箱：info@letone.cn

地址：国家·漯河经济技术开发区东方红路88号

Tel: 0395-2610006

Fax: 0395-2610007

Web: www.LETONE.cn

E-mail: info@letone.cn

ADD : No.88 DongFangHong Road, Economic and
Technological Development Area, Luohe, Henan Province, P.R.China

2023年2月第三版

Version of February. 2023



利通官网
Official Website



微信公众号
Follow Us on Wechat